



YANGZHOU POSITIONING TECH CO., LTD

Company and product introduction



BRIEF INTRODUCTION

Yangzhou Positioning Co.,Ltd.is a stock company, which invests in many domains and factories.

The main products include 0.6A—6000A thyristors(SCR),diodes (disc, stud and plastic package type) , triacs, modules and parts.

BRIEF INTRODUCTION

Backed with years of experience in international business, hundreds of skillful workers in the area, and great contribution of our staff, we have been one of the major suppliers today in China specialized in electronic products of a large variety.

BRIEF INTRODUCTION

We're sure you will always get our feedback with the quick speed from us if you send your inquiry. Please contact us with your detail information.



PHASE CONTROL THYRISTORS *Capsule Types*

- **Low on-state and switching losses**
- **Designed for traction, energy and industrial applications**
- **Optimum power handling capability**
- **HIGH POWER THYRISTOR FOR PHASE CONTROL APPLICATIONS**



PHASE CONTROL THYRISTORS *Capsule Types*

YZPST is a key leading supplier of phase control products into demanding markets in china ,such as industrial DC drives, induction melting, marine/rail propulsion systems, wind power converters, electrochemical power supplies and soft starters. These devices are optimised to give low conduction losses and are primarily intended for applications with line frequencies up to 400Hz.

Type	IT(AV)	VDRM/VRR M	ITSM @TVJM &10ms	IDRM/IR RM (max) Tj=125°C	VTM(max)		Tvj	Rthjc	F±10%
					ITM	VTM			
	A	V	KA	mA	A	V	°C	K/W	KN
PSTC380	250	400-1600	3.5	20	1500	2.80	125	0.11	5
PSTC430	680	400-1600	8.0	20	3000	2.40	125	0.06	10
PSTC431	600	1200-1800	5.9	30	3000	2.60	125	0.06	10
PSTC440	900	400-1600	12	35	3000	1.65	125	0.04	15
PSTC441	750	1400-2200	10	35	3000	2.0	125	0.04	15
PSTC450	1640	400-1600	26	45	3000	1.40	125	0.02	25
PSTC451	1500	1400-2200	20.8	45	3000	1.70	125	0.02	25
PSTC701	1250	1200-2100	16.6	65	3000	1.70	125	0.02	25
PSTC702	100	2400-3200	20.5	150	3000	1.85	125	0.02	25
PSTSDT122	950	3500-4000	14.7	75	1000	1.60	125	0.02	25
PSTC781	2500	1200-2100	41.5	150	2000	1.20	125	0.01	36
PSTC782	2300	2200-2600	32	150	2000	1.35	125	0.01	36
PSTC784	1650	3600-4500	24	200	2000	1.85	125	0.01	36
PSTC789	1200	5500-6000	20	200	2000	2.3	115	0.01	36

INVERTER THYRISTORS *Capsule Types*

- . **All Diffused Structure**
- . **Interdigitated Amplifying Gate Configuration**
- . **Blocking capability up**
- . **Guaranteed Maximum Turn-Off Time**
- . **High dV/dt Capability**
- . **Pressure Assembled Device**
- . **POWER THYRISTOR FOR INVERTER AND CHOPPER APPLICATIONS**

INVERTER THYRISTORS *Capsule Types*

- The INVERTER THYRISTORS (fast switching thyristors) have regenerative gate structure to ensure low switching losses and high di/dt performance. This Series devices are particularly attractive to; Inverter, DC chopper drives, UPS and Pulse Power applications. In addition to pressure contact technology these devices offer lower reverse recovery charge values, low forward switching losses and high reliability.

=125°C

INVERTER THYRISTORS *Capsule Types*

Type	IT(AV)	VDRM/ VRRM	ITSM @TVJM &10ms	IDRM/IR RM (max) T _j =125°C	VTM(max)		T _{vj}	R _{thjc}	F ± 1 0%
					ITM	VTM			
	A	V	KA	mA	A	V	°C	K/W	KN
PST C476	200	600-1400	5.5	35	1200	2.5	125	0.06	10
PST C448	700	600-1400	9.1	35	2000	2.9	125	0.04	15
PST C612	700	1600-2000	9.0	60	2000	2.21	125	0.04	15
PST C458	1200	600-1400	14.6	65	2000	2.35	125	0.02	25
PST C712	1125	1600-2000	20	60	1000	1.45	125	0.02	25
PST C770	2100	1800	35	100	2000	1.55	125	0.01	36

REVERSE CONDUCTING THYRISTORS *Capsule Types*

- * Monolithic integration of fast thyristor and fast diode
- * Small size and less weight
- * High reliability
- * Less on-state losses

Application:

Switching Power Supply、

UPS

Locomotive traction

REVERSE CONDUCTING THYRISTORS *Capsule Types*

Type	IF(AV)	VRR M	IFSM @TVJM &10ms	IRRM (max) &T _j = TVJM	VTM(max)		trr (max)	T _{vj}	R _{thjc}	F± 10%
	A	V	KA	IFM(A)	V	μs	V	°C	K/W	KN
SHR400R2 2(21) (CSR328)	240	1300	5600	40	500	2.3	3.0	125	0.08	16
FR600AW (AX)	150	2500	3500	50	1200	4	3.0	125	0.03	26
FR1000BX(BW)	400	2500	6000	100	1200	4	4.0	125	0.022	40
TP909FC	400	2500	6000	100	1000	2.6	4.0	125	0.02	33
TP978FC	400	2400	6000	100	1000	2.6	4.0	125	0.021	33

HIGH VOLTAGE THYRISTORS *Capsule Types*


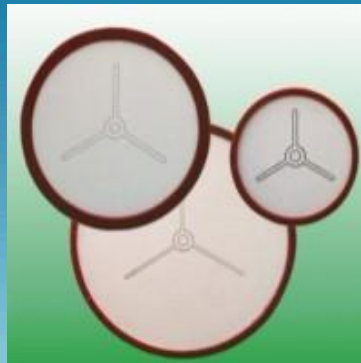
*Unique Process for the passivation.

❑ **Low on-state and switching losses**

❑ **Designed for traction, energy and industrial applications**

❑ **Optimum power handling capability**

❑ **HIGH POWER THYRISTOR FOR PHASE CONTROL APPLICATIONS**



The typical application : DC drives ,electrochemical power supplies and soft starters etc.

=125°C

HIGH VOLTAGE THYRISTORS *Capsule Types*

Type	IF(AV)	VRR M	IFSM @TVJM &10ms	IRRM (max) Tj=125°C	VTM(max)		dV/dT	F±10 %	Outline
					ITM	VTM			
	A	V	KA	mA	A	V	V/μS	KN	
HT500-40	500A	4000V	6.4	≤150mA	500	1.80	800	8	TO
HT1000-40	1000A	4000V	14	≤150mA	2000	2.10	1000	22	TO-200AD
HT1700-40	1700A	4000V	32	≤150mA	2000	1.70	1200	50	TO-200AE1
HT2200-40	2200A	4000V	52	≤150mA	3000	1.50	1500	70	TO-200AE2
HT2800-40	2800A	4000V	60	≤150mA	3000	1.60	2000	90	TO-200AF
HT500-45	500A	4500V	6	≤150mA	500	2.20	800	8	TO-200AC
HT1000-45	1000A	4500V	14.5	≤150mA	2000	2.30	1000	22	TO-200AD
HT1700-45	1700A	4500V	29	≤150mA	2000	1.90	1200	50	TO-200AE1
HT2200-45	200A	4500V	48	≤150mA	2000	1.70	1500	70	TO-200AE2

=125°C

HIGH VOLTAGE THYRISTORS *Capsule Types*

Type	IF(AV)	VRR M	IFSM @TVJM &10ms	IRRM (max) Tj=125°C	VTM(max)		dV/dT	F±10 %	Outline
					ITM	VTM			
	A	V	KA	mA	A	V	V/μS	KN	
HT2200-50	2200A	5000V	42	≤200mA	3000	1.90	1500	70	TO-200AE2
HT500-50	500A	5000V	5.5	≤200mA	500	2.30	800	8	TO-200AC
HT1000-50	1000A	5000V	15	≤200mA	2000	2.50	1000	22	TO-200AD
HT1700-50	1700A	5000V	27	≤200mA	2000	2.10	1200	50	TO-200AE1
HT2200-50	2200A	5000V	42	≤200mA	3000	1.90	1500	70	TO-200AE2
HT2800-50	2800A	5000V	55	≤200mA	3000	2.00	2000	90	TO-200AF
HT500-55	500A	5500V	5.5	≤ 200mA	500	2.30	800	8	TO-200AC
HT1000-55	1000A	5500V	11.8	≤200mA	1000	2.25	1000	22	TO-200AD
HT1700-55	1700A	5500V	20	≤200mA	1500	2.10	1200	50	TO-200AE1

=125°C

HIGH VOLTAGE THYRISTORS *Capsule Types*

Type	IF(AV)	VRR M	IFSM @TVJM &10ms	IRRM (max) Tj=125°C	VTM(max)		dV/dT	F±10 %	Outline
					ITM	VTM			
	A	V	KA	mA	A	V	V/μS	KN	
HT2200-55	2200A	5500V	38	≤200mA	1600	2.00	1500	70	TO-200AE2
HT2800-55	2800A	5500V	50	≤200mA	3000	2.20	2000	90	TO-200AF
HT500-60	500A	6000V	5.5	≤200mA	500	2.50	800	8	TO-200AC
HT1000-60	1000A	6000V	12	≤200mA	1000	2.30	1000	22	TO-200AD
HT1700-60	1700A	6000V	22	≤200mA	1500	2.20	1200	50	TO-200AE1
HT2200-60	2200A	6000V	32	≤200mA	1600	2.10	1500	70	TO-200AE2
HT2800-60	2800A	6000V	45	≤200mA	3000	2.30	2000	90	TO-200AF

HIGH VOLTAGE DIODES *Capsule Types*

***Unique Process for the passivation.**

All Diffused Structure

- . High Surge rating**
- . Blocking capability up to 6000 volts**
- . Soft Reverse Recovery**
- . Rugged Ceramic Hermetic Package**
- . Pressure Assembled Device**

Devices with blocking voltages from 400V up to 6kV are available making them ideal for applications with line voltages up to 2kV. Optimised to offer low conduction losses, these devices are ideally suited to line frequency applications including input rectifiers for variable speed drives, traction converters, trackside substations, welding and DC power supplies. Featuring compression bonded, alloyed Silicon wafer construction, these devices feature low thermal impedance and high overload capacity and are designed to survive even the most arduous applications.

=125°C

HIGH VOLTAGE DIODES *Capsule Types*

Type	IF(AV)	VRRM	IFSM @TVJM &10ms	IRRM (max) Tj=125°C	VFM(max)		F±10 %	Outline
					ITM	VTM		
	A	V	KA	mA	A	V	KN	
HD500-40	500A	4000V	9.2	≤150mA	2400	2.40	15	TO
HD1200-40	1200A	4000V	18	≤150mA	3000	1.96	24	TO-200AD
HD1800-40	1800A	4000V	30	≤150mA	5000	1.95	30	TO-200AE1
HD2500-40	2500A	4000V	58	≤150mA	5000	1.70	70	TO-200AE2
HD3000-40	3000A	4000V	83	≤150mA	4000	1.10	90	TO-200AF
HD500-45	500A	4500V	8.5	≤150mA	2400	2.50	15	TO-200AC
HD1200-45	1200A	4500V	15.5	≤150mA	3000	2.48	24	TO-200AD
HD1800-45	1800A	4500V	28	≤150mA	5000	2.30	30	TO-200AE1
HD2500-45	2500A	4500V	56	≤150mA	5000	1.80	70	TO-200AE2

=125°C

HIGH VOLTAGE DIODES *Capsule Types*

Type	IF(AV)	VRRM	IFSM @TVJM &10ms	IRRM (max) Tj=125°C	VFM(max)		F±10 %	Outline
					ITM	VTM		
	A	V	KA	mA	A	V	KN	
HD3000-45	3000A	4500V	76	≤150mA	4000	1.25	90	TO-200AF
HD500-50	500A	5000V	8.2	≤200mA	2400	2.60	15	TO-200AC
HD1200-50	1200A	5000V	14	≤200mA	3000	2.62	24	TO-200AD
HD1800-50	1800A	5000V	28	≤200mA	5000	2.50	30	TO-200AE1
HD2500-50	2500A	5000V	52	≤200mA	5000	1.90	70	TO-200AE2
HD3000-50	3000A	5000V	70	≤200mA	4000	1.35	90	TO-200AF
HD500-55	500A	5500V	7.8	≤200mA	2400	2.60	15	TO-200AC
HD1200-55	1200A	5500V	12	≤200mA	3000	2.70	24	TO-200AD

=125°C

HIGH VOLTAGE DIODES *Capsule Types*

Type	IF(AV)	VRRM	IFSM @TVJM &10ms	IRRM (max) Tj=125°C	VFM(max)		F±10 %	Outline
					ITM	VTM		
	A	V	KA	mA	A	V	KN	
HD1800-55	1800A	5500V	26	≤200mA	5000	2.70	30	TO-200AE1
HD2500-55	2500A	5500V	41	≤200mA	5000	2.10	70	TO-200AE2
HD3000-55	3000A	5500V	66	≤200mA	4000	1.50	90	TO-200AF
HD500-60	500A	6000V	7	≤200mA	2400	2.70	15	TO-200AC
HD1200-60	1200A	6000V	10	≤200mA	3000	2.75	24	TO-200AD
HD1800-60	1800A	6000V	26	≤200mA	3000	2.70	30	TO-200AE1
HD2500-60	2500A	6000V	35	≤200mA	5000	2.30	70	TO-200AE2
HD3000-60	3000A	6000V	60	≤200mA	4000	1.70	90	TO-200AF

FAST RECOVERY DIODES *Capsule Types*

- . All Diffused Structure
- . Fast Switching Performance
- . Blocking capability up to 2500 volts
- . Soft Reverse Recovery
- . Rugged Ceramic Hermetic Package
- . Pressure Assembled Device



Fast Recovery Diodes are an essential partner to all fast switching devices. Our soft recovery diodes are available with a range of reverse recovery characteristics tailored to meet the requirements of both freewheeling and snubber applications.

=125°C

FAST RECOVERY DIODES *Capsule Types*

Type	IF(AV)	VRRM	IFSM @TVJ M & 1 0ms	IRRM (max) Tj=125 °C	VFM(max)		Trr (max)	Tvj	Rthjc	F±10 %
	A	V	KA	mA	IFM (A)	V	µs	°C	K/W	KN
PSTA337	650	500-1500	10	40	2000	1.9	4.0	125	0.045	3.6
PSTA596	750	700-1600	13	50	3500	2.3	4.0	150	0.06	9.8
PSTA696	1000	2000-2600	14	100	100	1.9	5.0	150	0.04	15
PSTA796	925	1500-2500	13.8	75	1000	1.75	3.5	125	0.02	25

STANDARD DIODES WITH HIGH JUNCTION TEMPERATURES

Capsule Types

GENERAL PURPOSE HIGH POWER STANDARD RECTIFIER

All Diffused Structure

- . High Surge rating
- . Blocking capability up to 4500 volts
- . Soft Reverse Recovery
- . Rugged Ceramic Hermetic Package
- . Pressure Assembled Device

These devices are ideally suited to line frequency applications including input rectifiers for variable speed drives, traction converters, trackside substations, welding and DC power supplies. Featuring compression bonded, alloyed Silicon wafer construction, these devices feature low thermal impedance and high overload capacity and are designed to survive even the most arduous applications.

=125°C

STANDARD DIODES WITH HIGH JUNCTION TEMPERATURES

Capsule Types

GENERAL PURPOSE HIGH POWER STANDARD RECTIFIER

Type	IF(AV))	IFSM @TVJM &10ms	VRRM	IRRM (max) Tj=125 °C	VFM(max)			Tvj °C	Rthjc K/W	F±10 %
					IFM (A)	IFM (A)	Tj(°C)			
	A	KA	V	mA					KN	
PSTA640	1500	16	1200-2200	35	1.09	1000	25	185	0.04	15
PSTA641	1500	15	1800-2600	70	1.09	1000	25	185	0.04	15
PSTA643	1000	10	3600-4600	50	1.40	1000	160	170	0.04	15
PSTA740	2400	30	1400-2000	50	0.86	1000	160	185	0.02	25
PSTA750	1800	22	2400-3200	50	0.96	1000	160	175	0.02	25
PSTA780	1500	18	3500-4600	50	1.15	1000	160	170	0.02	25
PSTA800	4400	63	1800-2600	100	0.865	2000	160	185	0.01	36
PSTA801	3900	57	2800-3200	100	1.05	2000	150	175	0.01	36
PSTA880	2900	36	3600-4500	100	1.15	2000	160	170	0.01	36

WELDING THYRISTORS *Capsule Types*

- Features:
- Center amplifying gate
- Metal case with ceramic insulator
- International standard case TO-200AB (A-PUK)
- Extended temperature range
- Typical Applications
- DC motor controls
- Controlled DC power supplies
- AC controllers

WELDING THYRISTORS *Capsule Types*

Typical Applications:

Welding machine

Type	IT(AV)	VDRM/ VRRM	ITSM @TVJM &10ms	IDRM/IRR M (max) Tj=125°C	VTM(max)		Tvj	Rthjc	F±10 %
					ITM	ITM			
	A	V	KA	mA	A	V	°C	K/W	KN
PST C280	500	400-600	7200	75	1000	1.35	125	0.17	5
PST C380	960	400-600	12500	100	2900	1.50	150	0.09	9
PST C780	1350	400-600	24400	80	3600	1.45	125	0.055	15
PST C1280	2310	400-600	42500	80	8000	1.55	125	0.025	26

WELDING DIODES *Capsule Types*

Features:

- . All Diffused Structure
- . High current density
- . Very low on-state voltage drop
- . metal case with ceramic insulator
- . Ultra-low thermal resistance

Typical Applications:

- . Welding machine

ELECTRICAL CHARACTERISTICS

Type	IF(AV) @TC= 85°C	VRRM	IRRM (max) 7 &Tj= Tjmax	V(TO) Tjmax	RT Tjmax	Tjmax	Rthjc	F ± 10 %
	A	V	mA	V	mΩ	°C	K/W	KN
PST6000N40	7100	200-600	50	0.70	0.029	170	0.01	28

HOUSINGLESS DIODES PST38DN06

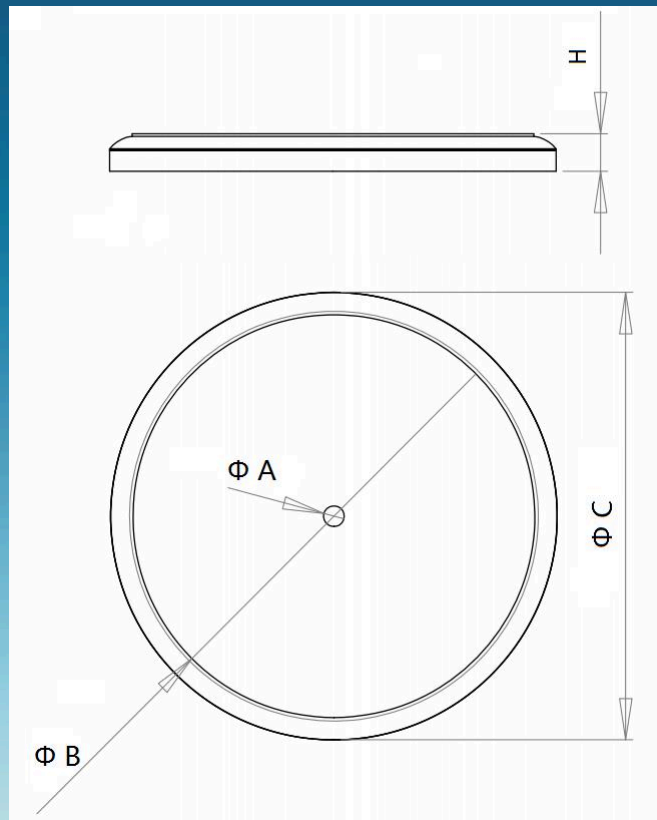
Symbol	Characteristic	Conditions	T _j [°C]	Value	Unit
BLOCKING					
V _{RRM}	Repetitive peak reverse voltage		40	600	V
V _{RSM}	Non-repetitive peak reverse voltage		40	600	V
I _{RRM}	Repetitive peak reverse current	V=V _{RRM}		≤50	mA
CONDUCTING					
I _{F(AV)}	Mean forward current	180° sin, 50Hz, TC=85°C, double side cooled	100	4550	A
I _{FSM}	Surge forward current	Sine wave, 10ms without reverse voltage	25	37.4	kA
I ² t	I ² t			7000	kA ² s
V _{FM}	Forward voltage	Forward current = 4500A	180	≤0.99	V
V _{F(TO)}	Threshold voltage		180	0.7	V
r _F	Forward slope resistance		180	0.064	mohm

HOUSINGLESS DIODES PST38DN06

Symbol	Characteristic	Conditions	T _j [°C]	Value	Unit
SWITCHING					
t _{rr}	Reverse recovery time		180		μs
Q _{rr}	Reverse recovery charge				μC
I _{rr}	Peak reverse recovery current				A
MOUNTING					
R _{th(j-h)}	Thermal impedance, DC	Junction to heatsink, double side cooled		≤11	°C/kW
R _{th(c-h)}	Thermal impedance	Case to heatsink, double side cooled		≤5	°C/kW
T _j	Operating junction temperature			- 40°C~+180 °C	°C
F	Mounting force			20~30	kN
	Mass				g

=125°C

HOUSINGLESS DIODES PST38DN06



Type	Sym	A	B	C	H
38DN06	mm	2	34	38	4.1

=125°C

HOUSINGLESS DIODES PST46DN06

Symbol	Characteristic	Conditions	T _j [°C]	Value	Unit
BLOCKING					
V _{RRM}	Repetitive peak reverse voltage		40	600	V
V _{RSM}	Non-repetitive peak reverse voltage		40	600	V
I _{RRM}	Repetitive peak reverse current	V=V _{RRM}		≤60	mA
CONDUCTING					
I _{F(AV)}	Mean forward current	180° sin, 50Hz, TC=85°C, double side cooled	118	5100	A
I _{FSM}	Surge forward current	Sine wave, 10ms without reverse voltage	25	60	kA
I ² t	I ² t			18000	kA ² s
V _{FM}	Forward voltage	Forward current = 14000A	180	≤1.36	V
V _{F(TO)}	Threshold voltage		180	0.7	V
r _F	Forward slope resistance		180	0.047	mohm

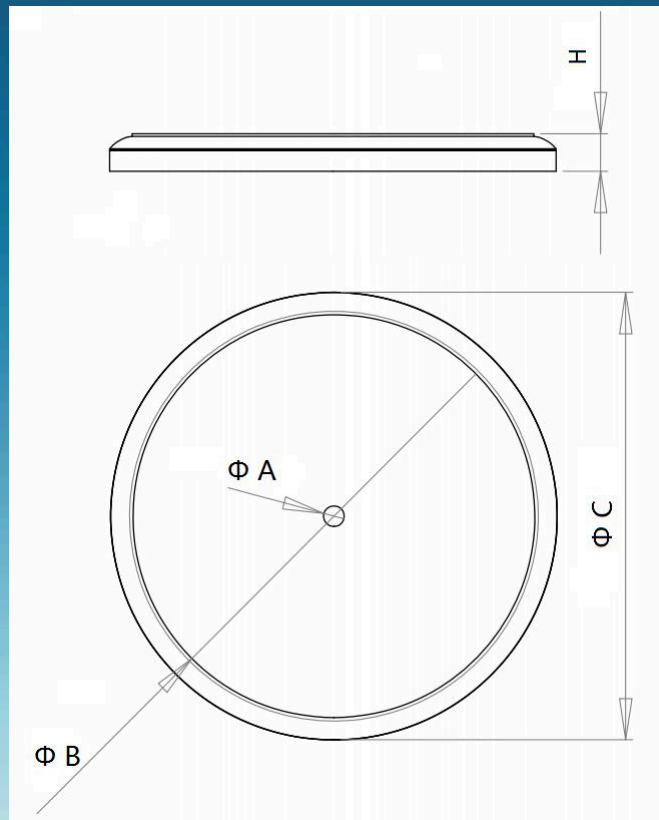
=125°C

HOUSINGLESS DIODES PST46DN06

Symbol	Characteristic	Conditions	T _j [°C]	Value	Unit
SWITCHING					
t _{rr}	Reverse recovery time		180		μs
Q _{rr}	Reverse recovery charge				μC
I _{rr}	Peak reverse recovery current				A
MOUNTING					
R _{th(j-h)}	Thermal impedance, DC	Junction to heatsink, double side cooled		≤8.8	°C/kW
R _{th(c-h)}	Thermal impedance	Case to heatsink, double side cooled		≤3	°C/kW
T _j	Operating junction temperature			- 40°C~+180 °C	°C
F	Mounting force			30~45	kN
	Mass				g

=125°C

HOUSINGLESS DIODES PST46DN06



Type	Sym	A	B	C	H
46DN06	mm	2	43	46	4.1

HOUSINGLESS DIODES PST56DN06

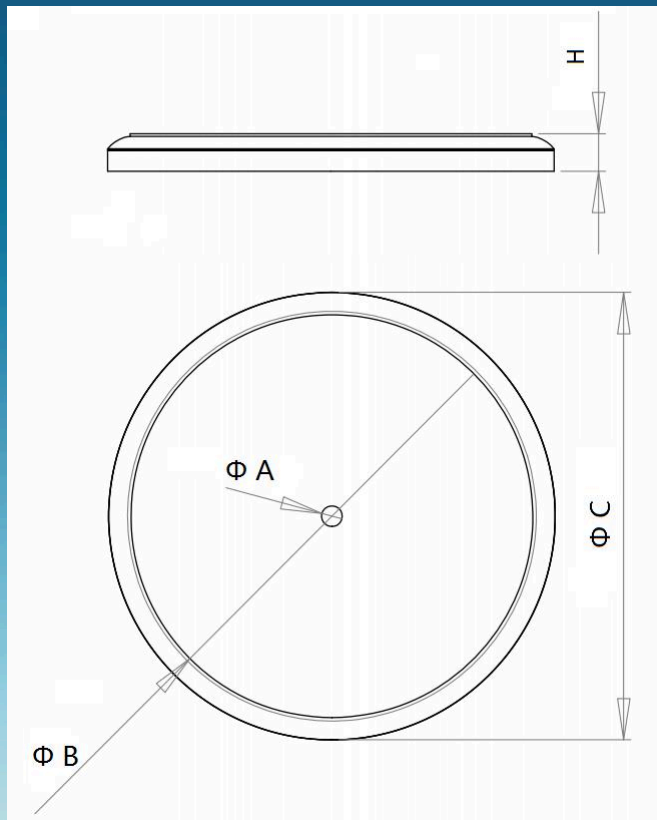
Symbol	Characteristic	Conditions	T _j [°C]	Value	Unit
BLOCKING					
V _{RRM}	Repetitive peak reverse voltage		25	600	V
V _{RSM}	Non-repetitive peak reverse voltage		25	600	V
I _{RRM}	Repetitive peak reverse current	V=V _{RRM}		≤100	mA
CONDUCTING					
I _{F(AV)}	Mean forward current	180° sin, 50Hz, TC=85°C, double side cooled	126	6400	A
I _{FSM}	Surge forward current	Sine wave, 10ms without reverse voltage	25	81	kA
I ² t	I ² t			32800	kA ² s
V _{FM}	Forward voltage	Forward current = 10000A	180	≤1.15	V
V _{F(TO)}	Threshold voltage		180	0.7	V
r _F	Forward slope resistance		180	0.04	mohm

HOUSINGLESS DIODES PST56DN06

Symbol	Characteristic	Conditions	T _j [°C]	Value	Unit
SWITCHING					
t _{rr}	Reverse recovery time		180		μs
Q _{rr}	Reverse recovery charge				μC
I _{rr}	Peak reverse recovery current				A
MOUNTING					
R _{th(j-h)}	Thermal impedance, DC	Junction to heatsink, double side cooled		≤6.2	°C/kW
R _{th(c-h)}	Thermal impedance	Case to heatsink, double side cooled		≤5.5	°C/kW
T _j	Operating junction temperature			- 40°C~+180 °C	°C
F	Mounting force			40~60	kN
	Mass				g

=125°C

HOUSINGLESS DIODES PST56DN06



Type	Sym	A	B	C	H
56DN06	mm	2	50	56	5.1

HOUSINGLESS DIODES PST63DN06

Symbol	Characteristic	Conditions	T _j [°C]	Value	Unit
BLOCKING					
V _{RRM}	Repetitive peak reverse voltage		180	600	V
V _{RSM}	Non-repetitive peak reverse voltage		180	600	V
I _{RRM}	Repetitive peak reverse current	V=V _{RRM}	180	≤80	mA
CONDUCTING					
I _{F(AV)}	Mean forward current	180° sin, 50Hz, TC=, double side cooled		13000	A
I _{FSM}	Surge forward current	Sine wave, 10ms without reverse voltage	180	85	kA
I ² t	I ² t			35901	kA ² s
V _{FM}	Forward voltage	Forward current =	25	0.93	V
V _{F(TO)}	Threshold voltage		180	0.78	V
r _F	Forward slope resistance		180	0.021	mohm

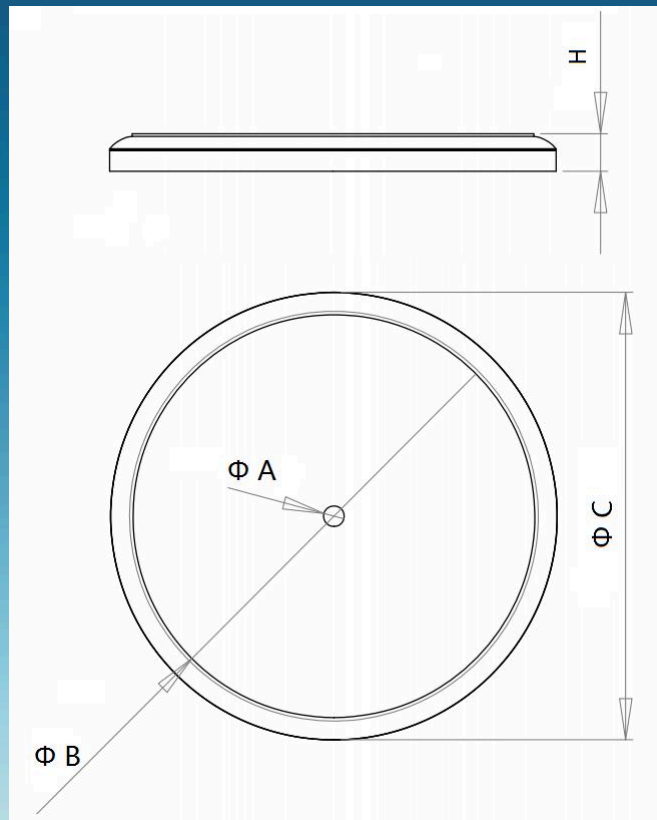
=125°C

HOUSINGLESS DIODES PST63DN06

Symbol	Characteristic	Conditions	T _j [°C]	Value	Unit
SWITCHING					
t _{rr}	Reverse recovery time		180		μs
Q _{rr}	Reverse recovery charge				μC
I _{rr}	Peak reverse recovery current				A
MOUNTING					
R _{th(j-h)}	Thermal impedance, DC	Junction to heatsink, double side cooled		6.5	°C/kW
R _{th(c-h)}	Thermal impedance	Case to heatsink, double side cooled		2.6	°C/kW
T _j	Operating junction temperature			~+	°C
F	Mounting force			35~70	kN
	Mass			140	g

=125°C

HOUSINGLESS DIODES PST63DN06



Type	Sym	A	B	C	H
63DN06	mm	3	57	63.5	5

=125°C

THYRISTOR THYRISTOR MODULES



IT(AV) @85 °C	VRRM VDRM	IDRM IRRM (max)	VTM (max)	IGT @25°C (max)	VGT @25°C (max)	IH @25°C (max)	dv/dt (min)	VISO (min)	Tjm
(A)	(V)	mA	(V)	(mA)	(V)	(mA)	(V/μS)	(V)	(°C)
130A	800-1800	5	1.5	25-80	0.8-1.5	25-70	500	2500	125
160A	800-1800	7	1.5	25-80	0.8-1.5	25-70	500	2500	125

THYRISTOR THYRISTOR MODULES

IT(AV) @85 °C	VRRM VDRM	IDRM IRRM (max)	VTM (max)	IGT @25°C (max)	VGT @25°C (max)	IH @25°C (max)	dv/dt (min)	VISO (min)	Tjm
(A)	(V)	mA	(V)	(mA)	(V)	(mA)	(V/μS)	(V)	(°C)
200A	800-1800	10	1.6	30-80	0.8-2.0	25-70	500	2500	125
250A	800-1800	10	1.6	30-80	0.8-2.0	25-70	500	2500	125
300A	800-1800	15	1.7	30-85	0.8-2.0	30-80	500	2500	125
400A	800-1800	15	1.7	30-85	0.8-2.0	30-100	500	2500	125
500A	800-1800	15	1.7	30-85	0.8-2.0	30-100	500	2500	125
600A	800-1800	20	1.8	30-90	0.8-2.0	30-100	500	2500	125
800A	800-1800	25	1.8	35-90	0.8-2.0	35-100	500	2500	125

=125°C

DIODE DIODE MODULES

IF(AV) @	VRRM	IRRM (max)	VFM (max)	VISO (min)	Tjm
(A)	(V)	mA	(V)	(V)	(°C)
130A	800-1800	4	1.3	2500	150
160A	800-1800	4	1.3	2500	150
200A	800-1800	5	1.5	2500	150
250A	800-1800	5	1.5	2500	150
300A	800-1800	5	1.5	2500	150
400A	800-1800	7	1.5	2500	150
500A	800-1800	7	1.5	2500	150
600A	800-1800	10	1.5	2500	150
800A	800-1800	15	1.5	2500	150

THYRISTOR DIODE MODULES

IT(AV) @85 °C	VRRM VDRM	IDRM IRRM (max)	VTM/V FM (max)	IGT @ (max)	VGT @ (max)	IH @ (max)	dv/dt (min)	VISO (min)	Tjm
(A)	(V)	mA	(V)	(mA)	(V)	(mA)	(V/μS)	(V)	(°C)
130A	800-1800	5	1.5/1.3	25-80	0.8-1.5	25-70	500	2500	125
160A	800-1800	7	1.5/1.3	25-80	0.8-1.5	25-70	500	2500	125
200A	800-1800	10	1.6/1.5	30-80	0.8-2.0	25-70	500	2500	125
250A	800-1800	10	1.6/1.5	30-80	0.8-2.0	25-70	500	2500	125
300A	800-1800	15	1.7/1.5	30-85	0.8-2.0	30-80	500	2500	125
400A	800-1800	15	1.7/1.5	30-85	0.8-2.0	30-100	500	2500	125
500A	800-1800	15	1.7/1.5	30-85	0.8-2.0	30-100	500	2500	125
600A	800-1800	20	1.8/1.5	30-90	0.8-2.0	30-100	500	2500	125
800A	800-1800	25	1.8/1.5	35-90	0.8-2.0	35-100	500	2500	125

=125°C

PHASE CONTROL THYRISTORS (STUD TYPE)



PHASE CONTROL THYRISTORS (STUD TYPE)

Type	IT(AV)	VTM/ITM		VDRM VRRM	IDRM IRRM	IGT	VGT	dv/dt	Tjm	F
	A	V/A		V	mA	mA	V	V/ μ s	°C	
KP5	5	2.2	15	300-1600	5	100	2.0		125	
KP20	20	2.2	60	300-1600	10	100	2.0		125	10Nm
KP50	50	2.2	150	300-1600	15	100	2.0	500	125	16Nm
KP100	100	2.8	300	100-2200	20	200	2.5	500	125	33Nm
KP200	200	2.8	600	100-2200	25	200	2.5	500	125	4KN
KP300	300	2.8	900	100-2200	30	200	2.5	500	125	7KN
KP500	500	3.0	1500	100-2200	45	300	3.0	500	125	10KN

FAST SWITCHING THYRISTORS (STUD TYPE)

Type	IT(AV)	VTM/ITM		VDRM VRRM	IDRM IRRM	IGT	VGT	tq	di/dt	dv/dt	Tjm	F
	A	V/A		V	mA	mA	V	μs	A/μs	V/μs	°C	
KK5	5	2.6	15	300-1400	5	100	2.0	20			125	2Nm
KK20	20	2.6	60	300-1400	10	100	2.0	20			125	10Nm
KK50	50	2.6	150	300-1400	15	100	2.0	20			125	16Nm
KK100	100	3.0	300	300-2000	20	200	2.5	30	100	500	125	33Nm
KK200	200	3.0	600	300-2000	25	200	2.5	30	100	500	125	4KN
KK300	300	3.0	900	300-2000	30	200	2.5	30	100	500	125	7KN
KK500	500	3.2	1500	300-2000	45	300	3.0	50	200	500	125	10KN

RECTIFIER DIODES (STUD TYPE)

Type	IF(AV)	VFM/IFM	VRRM	IRRM	TJM	F
	A	V/A	V	mA	°C	
ZP5	5	1.6 15	100-2000	5	150	2Nm
ZP20	20	1.6 60	100-2000	10	150	10Nm
ZP50	50	1.8 150	100-2000	15	150	16Nm
ZP100	100	2.4 300	100-2200	20	150	33Nm
ZP200	200	2.4 600	100-2200	25	150	4KN
ZP300	300	2.4 900	100-2200	30	150	7KN
ZP500	500	2.4 1500	100-2200	45	150	10KN

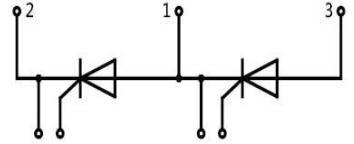
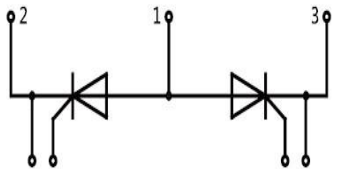
FAST RECOVERY RECTIFIERS (STUD TYPE)

Type	IT(AV)	VTM/ITM		VRRM	IRRM	trr	T _{jm}	F
	A	V/A		V	mA	μs	°C	
ZK5	5	2.0	15	100-2000	5	1.0	150	2Nm
ZK20	20	2.0	60	100-2000	10	1.0	150	10Nm
ZK50	50	2.0	150	100-2000	15	1.5	150	16Nm
ZK100	100	2.2	300	100-2400	20	3.0	150	33Nm
ZK200	200	2.2	600	100-2400	25	3.0	150	4KN
ZK300	300	2.2	900	100-2400	30	3.0	150	7KN
ZK500	500	2.2	1500	100-2400	45	5.0	150	10KN

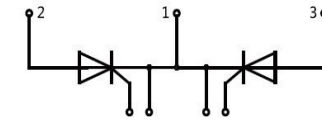
YZPST Rectifier Bridge Module list 63101

Type	V _{RRM}	I _D	I _{FSM}	V _F	R _{thJC}	Packages	Circuit
	(V)	(A)	(A)	(V)	(K/W)		
YZPST-RBM- 50DS180-Q1	1200-1800	50	500	1.4	0.2	Q1	
YZPST-RBM- 50DS180-Q2	1200-1800	50	500	1.35	0.2	Q2	
YZPST-RBM- 80DS180-Q2	1200-1800	80	800	1.35	0.18	Q2	
YZPST-RBM- 100DS180-Q2	1200-1800	100	1000	1.35	0.15	Q2	
YZPST-RBM- 150DS180-Q3	1200-1800	150	1500	1.45	0.11	Q3	
YZPST-RBM- 200DS180-Q3	1200-1800	200	2000	1.45	0.09	Q3	
YZPST-RBM- 250DS180-Q3	1200-1800	250	2500	1.55	0.08	Q3	
YZPST-RBM- 50DS180-Q4	1200-1800	50	500	1.35	0.2	Q4	
YZPST-RBM- 80DS180-Q4	1200-1800	80	800	1.35	0.18	Q4	
YZPST-RBM- 100DS180-Q4	1200-1800	100	1000	1.35	0.15	Q4	
YZPST-RBM- 150DS180-Q5	1200-1800	150	1500	1.56	0.1	Q5	
YZPST-RBM- 200DS180-Q5	1200-1800	200	2000	1.45	0.09	Q5	
YZPST-RBM- 250DS180-Q5	1200-1800	250	2500	1.55	0.08	Q5	
YZPST-RBM- 80DS180-Q6	1200-1800	80	800	2.25	0.18	Q6	
YZPST-RBM- 100DS180-Q6	1200-1800	100	1000	1.35	0.15	Q6	
YZPST-RBM- 70DS200-Q2	2000	70	700	1.35	0.18	Q2	
YZPST-RBM- 100DS200-Q2	2000	100	1000	1.35	0.15	Q2	
YZPST-RBM- 100DS200-Q3	2000	100	1000	1.35	0.15	Q3	
YZPST-RBM- 150DS200-Q3	2000	150	1500	1.45	0.11	Q3	
YZPST-RBM- 200DS200-Q3	2000	200	2000	1.45	0.09	Q3	

YZPST Module list 63101

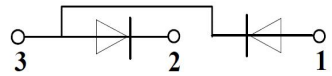
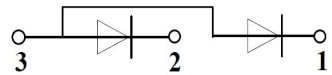
Type	V_{RRM}	$I_{T(AV)}@T_c$		I_{RRM}	I_{GT}	V_{GT}	$V_{TM}@I_{TM}$		V_{iso}	Package Type	Circuit
					25°C	25°C	25°C	25°C			
	V	A	°C	mA	mA	V	V	A	V(A.C)		
YZPST-M- 55TC xx	600-1800	55	85	8	150	2.5	1.6	170	2500	M1	 <p style="text-align: center;">TC</p>
YZPST-M- 70TC xx	600-1800	70	85	10	150	2.5	1.7	210	2500	M1	
YZPST-M- 90TC xx	600-1800	90	85	10	150	2.5	1.9	270	2500	M1	
YZPST-M- 110TC xx	600-1800	110	85	12	150	2.5	1.8	330	2500	M1/M2	
YZPST-M- 135TC xx	600-1800	135	85	15	150	2.5	1.8	410	2500	M3	
YZPST-M- 160TC xx	600-1800	160	85	15	150	2.5	1.7	480	2500	M3	
YZPST-M- 180TC xx	600-1800	180	85	20	150	2.5	1.6	550	2500	Y1	
YZPST-M- 250TC xx	600-1800	250	85	35	180	2.5	1.6	750	2500	Y2/Y4	
YZPST-M- 300TC xx	600-1800	300	85	35	180	2.5	1.6	900	2500	Y2/Y4	
YZPST-M- 350TC xx	600-1800	350	85	35	180	2.5	1.5	1050	2500	Y3/Y5	
YZPST-M- 400TC xx	600-1800	400	85	35	200	3	1.5	1200	2500	Y3/Y5	 <p style="text-align: center;">TA</p>
YZPST-M- 500TC xx	600-1800	500	85	35	200	3	1.4	1500	2500	Y6	
YZPST-M- 600TC xx	600-1800	600	85	45	200	3	1.5	1800	2500	Y7	
YZPST-M- 800TC xx	600-1800	800	85	45	200	3	1.9	2400	2500	Y7	
YZPST-M- 180TC xx	1900-2500	182	85	25	150	2.5	2.0	550	3000	Y1	
YZPST-M- 200TC xx	1900-2500	200	85	30	180	2.5	1.9	600	3000	Y2/Y4	

YZPST-M- 250TC xx	1900-2500	250	85	30	180	2.5	1.7	750	3000	Y2/Y4
YZPST-M- 300TC xx	1900-2500	300	85	40	200	2.5	2.0	900	3000	Y3/Y5
YZPST-M- 400TC xx	1900-2500	400	85	40	200	3	1.9	1200	3000	Y6
YZPST-M- 500TC xx	1900-2500	500	85	40	200	3	1.9	1500	3000	Y6
YZPST-M- 600TC xx	1900-2500	600	85	50	200	3	1.8	1800	3000	Y7
YZPST-M- 250TC xx	2600-3600	250	85	40	180	2.5	2.6	750	4000	Y2-G
YZPST-M- 300TC xx	2600-3600	300	85	55	180	2.5	2.5	900	4000	Y3-G
YZPST-M- 400TC xx	2600-3600	400	85	55	200	3	2.4	1200	4000	Y7-G

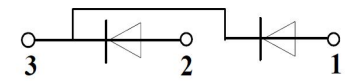


TK

YZPST Module list 63101

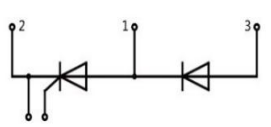
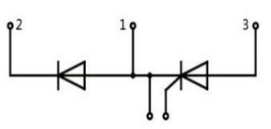
Type	V_{RRM}	IF(AV)@DC		I_{RRM}	$V_{FM}@I_{FM}$		V_{iso}	Package Type	Circuit
				150°C	25°C				
	V	A	°C	mA	V	A	V(A.C)		
YZPST-M- 55DC xx	800-1800	55	100	8	1.35	170	2500	M1	 <p style="text-align: center;">DC</p>
YZPST-M- 70DC xx	800-1800	70	100	8	1.35	210	2500	M1	
YZPST-M- 90DC xx	800-1800	90	100	8	1.35	270	2500	M1	
YZPST-M- 110DC xx	800-1800	110	100	10	1.45	330	2500	M1/M2	
YZPST-M- 135DC xx	800-1800	135	100	12	1.45	410	2500	M3	
YZPST-M- 160DC xx	800-1800	160	100	12	1.50	480	2500	M3	
YZPST-M- 180DC xx	800-1800	180	100	12	1.45	550	2500	M3	
YZPST-M- 200DC xx	800-1800	200	100	12	1.45	600	2500	M3	
YZPST-M- 350DC xx	800-1800	350	100	30	1.50	1050	2500	Y2/Y4	
YZPST-M- 400DC xx	800-1800	400	100	30	1.50	1200	2500	Y3/Y5	
YZPST-M- 500DC xx	800-1800	500	100	30	1.50	1800	2500	Y6	 <p style="text-align: center;">DA</p>
YZPST-M- 600DC xx	800-1800	600	100	30	1.50	1800	2500	Y7	
YZPST-M- 800DC xx	800-1800	800	100	40	1.80	2400	2500	Y7	
YZPST-M- 1000DC xx	800-1800	1000	100	40	1.85	3000	2500	Y7	
YZPST-M- 200DC xx	1900-2500	200	100	12	1.48	600	3000	Y1	

YZPST-M- 250DC xx	1900-2500	250	100	20	1.52	900	3000	Y2/Y4
YZPST-M- 300DC xx	1900-2500	300	100	20	1.55	900	3000	Y2/Y4
YZPST-M- 350DC xx	1900-2500	350	100	30	1.60	1200	3000	Y3/Y5
YZPST-M- 400DC xx	1900-2500	400	100	30	1.55	1200	3000	Y3/Y5
YZPST-M- 500DC xx	1900-2500	500	100	40	1.60	1800	3000	Y6
YZPST-M- 600DC xx	1900-2500	600	100	40	1.53	1800	3000	Y6
YZPST-M- 800DC xx	1900-2500	800	100	45	2.00	3000	3000	Y7
YZPST-M- 250DC xx	2600-3600	250	100	30	1.85	750	4500	Y2-G
YZPST-M- 300DC xx	2600-3600	300	100	45	2.05	900	4500	Y3-G
YZPST-M- 400DC xx	2600-3600	400	100	50	2.05	1200	4500	Y7-G



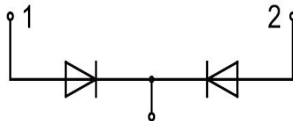
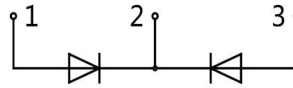
DK

YZPST Module list 63101

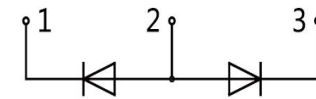
Type	V_{RRM}	IT(AV)@FC		I_{RRM}	I_{GT}	V_{GT}	$V_{TM}@I_{TM}$		V_{iso}	Package Type	Circuit
					25°C	25°C	25°C	25°C			
	V	A	°C	mA	mA	V	V	A	V(A.C)		
YZPST-M- 55FC xx	600-1800	55	85	8	150	2.5	1.6	170	2500	M1	
YZPST-M- 70FC xx	600-1800	70	85	10	150	2.5	1.7	210	2500	M1	
YZPST-M- 90FC xx	600-1800	90	85	10	150	2.5	1.9	270	2500	M1	
YZPST-M- 110FC xx	600-1800	110	85	12	150	2.5	1.8	330	2500	M1/M2	
YZPST-M- 135FC xx	600-1800	135	85	15	150	2.5	1.8	410	2500	M3	
YZPST-M- 160FC xx	600-1800	160	85	15	150	2.5	1.7	480	2500	M3	
YZPST-M- 180FC xx	600-1800	180	85	20	150	2.5	1.6	550	2500	Y1	
YZPST-M- 250FC xx	600-1800	250	85	35	180	2.5	1.6	750	2500	Y2/Y4	
YZPST-M- 300FC xx	600-1800	300	85	35	180	2.5	1.6	900	2500	Y2/Y4	
YZPST-M- 350FC xx	600-1800	350	85	35	180	2.5	1.5	1050	2500	Y3/Y5	
YZPST-M- 400FC xx	600-1800	400	85	35	200	3	1.5	1200	2500	Y3/Y5	
YZPST-M- 500FC xx	600-1800	500	85	35	200	3	1.4	1500	2500	Y6	
YZPST-M- 600FC xx	600-1800	600	85	45	200	3	1.5	1800	2500	Y7	
YZPST-M- 800FC xx	600-1800	800	85	45	200	3	1.9	2400	2500	Y7	
YZPST-M- 180FC xx	1900-2500	182	85	25	150	2.5	2.0	550	3000	Y1	

YZPST-M- 200FC xx	1900-2500	200	85	30	180	2.5	1.9	600	3000	Y2/Y4
YZPST-M- 250FC xx	1900-2500	250	85	30	180	2.5	1.7	750	3000	Y2/Y4
YZPST-M- 300FC xx	1900-2500	300	85	40	200	2.5	2.0	900	3000	Y3/Y5
YZPST-M- 400FC xx	1900-2500	400	85	40	200	3	1.9	1200	3000	Y6
YZPST-M- 500FC xx	1900-2500	500	85	40	200	3	1.9	1500	3000	Y6
YZPST-M- 600FC xx	1900-2500	600	85	50	200	3	1.8	1800	3000	Y7
YZPST-M- 250FC xx	2600-3600	250	85	40	180	2.5	2.6	750	4000	Y2-G
YZPST-M- 300FC xx	2600-3600	300	85	55	180	2.5	2.5	900	4000	Y3-G
YZPST-M- 400FC xx	2600-3600	400	85	55	200	3	2.4	1200	4000	Y7-G

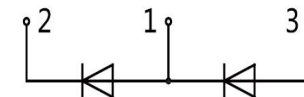
YZPST FRD list 63101

Type	V_{RRM}	$I_{F(AV)}$	V_F	t_{rr}	Package	Circuit
	V	d=0.5		typ.		
		A	V	ns		
YZPST-F- 200DK40-F1	400	2×100	1.2	75	F1	 <p style="text-align: center;">DK (Non-insulation)</p>
YZPST-F- 200DK60-F1	600	2×100	1.25	105	F1	
YZPST-F- 300DK40-F2	400	2×150	1.15	95	F2	
YZPST-F- 300DK60-F2	600	2×150	1.3	150	F2	
YZPST-F- 400DK40-F2	400	2×200	1.2	125	F2	
YZPST-F- 400DK60-F2	600	2×200	1.35	135	F2	
YZPST-F- 300DK60-F3	600	2×150	1.15	130	F3	 <p style="text-align: center;">DK</p>
YZPST-F- 200DK70-F3	700	2×100	1.55	90	F3	
YZPST-F- 200DK120-F3	1200	2×100	1.77	150	F3	
YZPST-F- 300DK120-F3	1200	2×150	1.85	240	F3	
YZPST-F- 150DK60-G1	600	2×150	1.2	130	G1	
YZPST-F- 200DK60-G1	600	2×200	1.2	140	G1	
YZPST-F- 300DK60-G1	600	2×300	1.2	150	G1	
YZPST-F- 150DK120-G1	1200	2×150	1.6	140	G1	
YZPST-F- 200DK120-G1	1200	2×200	2.3	115	G1	
YZPST-F- 300DK120-G1	1200	2×300	2.8	135	G1	
YZPST-F- 100DK170-G1	1700	2×100	2.1	500	G1	
YZPST-F- 200DK170-G1	1700	2×200	2.1	750	G1	
YZPST-F- 300DA60-F3	600	2×150	1.15	130	F3	
YZPST-F- 200DA70-F3	700	2×100	1.55	90	F3	
YZPST-F- 200DA120-F3	1200	2×100	1.77	150	F3	
YZPST-F- 300DA120-F3	1200	2×150	1.85	240	F3	
YZPST-F- 150DA60-G1	600	2×150	1.2	130	G1	

YZPST-F- 200DA60-G1	600	2×200	1.2	140	G1
YZPST-F- 300DA60-G1	600	2×300	1.2	150	G1
YZPST-F- 150DA120-G1	1200	2×150	1.6	140	G1
YZPST-F- 200DA120-G1	1200	2×200	2.3	115	G1
YZPST-F- 300DA120-G1	1200	2×300	2.8	135	G1
YZPST-F- 100DA170-G1	1700	2×100	2.1	500	G1
YZPST-F- 200DA170-G1	1700	2×200	2.1	750	G1
YZPST-F- 150DC60-G1	600	2×150	1.2	130	G1
YZPST-F- 200DC60-G1	600	2×200	1.2	140	G1
YZPST-F- 300DC60-G1	600	2×300	1.2	150	G1
YZPST-F- 150DC120-G1	1200	2×150	1.6	140	G1
YZPST-F- 200DC120-G1	1200	2×200	2.3	115	G1
YZPST-F- 300DC120-G1	1200	2×300	2.8	135	G1
YZPST-F- 100DC170-G1	1700	2×100	2.1	500	G1
YZPST-F- 200DC170-G1	1700	2×200	2.1	750	G1
YZPST-F- 300DC170-G2	1700	2×300	2.1	500	F2
YZPST-F- 300SG60-G1	600	300	1.35	130	G1
YZPST-F- 600SG60-G1	600	600	1.2	180	G1
YZPST-F- 300SG120-G1	1200	300	2.8	155	G1
YZPST-F- 400SG120-G1	1200	400	3	183	G1
YZPST-F- 300SG120-G1	1200	600	2.8	205	G1
YZPST-F- 400SG170-G2	1700	400	2.4	855	G1
YZPST-F- 2×75DD60-F4	600	2×75	1.2	80	F4
YZPST-F- 2×100DD60-F4	600	2×100	1.2	115	F4
YZPST-F- 2×70DD120-F4	120	2×70	2	90	F4
YZPST-F- 2×100DD120-F4	120	2×100	2.1	135	F4



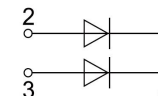
DA



DC

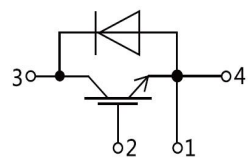
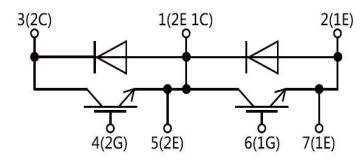


SG

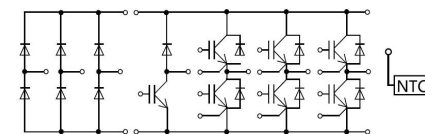
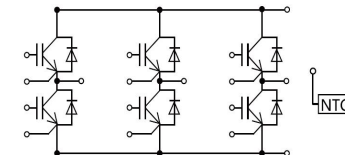
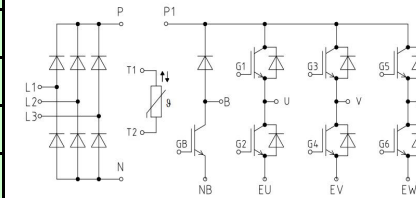
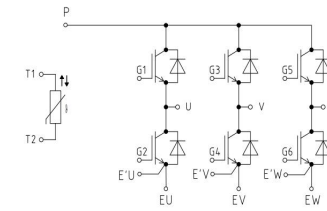


DD

YZPST-IGBT list-63101

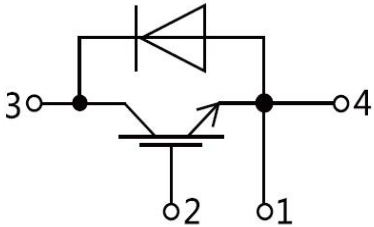
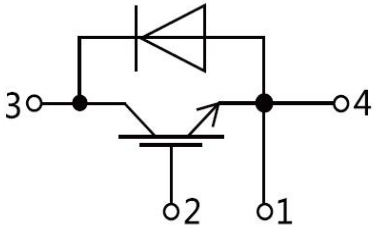
Type	VCES	IC	VCE(sat)	E(on+off)	Rth(J-C)	Packages	Circuit
	Tc=25°C	Tc=80°C	Tj=25°C	Tj=125°C			
	(V)	(A)	(V)	(mJ)	(K/W)		
YZPST 100SG60TK	600	100	1.9	3.70	0.20	F4	
YZPST 600SG60TK	600	600	1.7	32.50	0.25	G3	
YZPST 800SG60TK	600	800	1.7	38.00	0.25	G3	
YZPST 600SG60TK	600	600	1.9	25.00	0.10	G3	
YZPST 800SG60TK	600	800	1.9	32.90	0.08	G3	
YZPST 50HF60TE	600	50	1.7	2.00	0.47	G1	
YZPST 75HF60TE	600	75	1.7	6.00	0.60	G1	
YZPST 100HF60TE	600	100	1.7	9.00	0.45	G1	
YZPST 150HF60TE	600	150	1.7	14.00	0.30	G1	
YZPST 200HF60TE	600	200	1.7	19.00	0.25	G1	
YZPST 300HF60TE	600	300	1.7	32.50	0.25	G2	
YZPST 400HF60TE	600	400	1.7	38.00	0.25	G2	
YZPST 50HF60TK	600	50	1.9	3.00	0.25	G1	
YZPST 75HF60TK	600	75	1.9	4.50	0.21	G1	
YZPST 100HF60TK	600	100	1.9	7.00	0.17	G1	
YZPST 150HF60TK	600	150	1.9	11.50	0.14	G1	
YZPST 200HF60TK	600	200	1.9	16.40	0.12	G1	
YZPST 300HF60TK	600	300	1.9	25.00	0.10	G2	
YZPST 400HF60TK	600	400	1.9	32.90	0.08	G2	
YZPST 450HF60TE	650	450	1.7	45.00	0.09	G8	
YZPST 600HF60TE	650	600	1.7	57.00	0.07	G8	
YZPST 20FF60TE	600	20	1.7	1.20	1.27	E1-FF	

YZPST 30FF60TE	600	30	1.7	1.80	0.85	E1-FF
YZPST 50FF60TE	600	50	1.7	2.70	0.75	E1-FF
YZPST 20FF60TK	600	20	1.9	1.00	0.06	E1-FF
YZPST 30FF60TK	600	30	1.9	1.50	0.71	E1-FF
YZPST 50FF60TK	600	50	1.9	3.00	0.65	E1-FF
YZPST 20PI60TE	600	20	1.7	1.20	0.98	E1-PI
YZPST 30PI60TE	600	30	1.7	1.80	0.55	E1-PI
YZPST 50PI60TE	600	50	1.7	2.70	0.39	E2-PI
YZPST 20PI60TK	600	20	1.9	1.07	0.76	E1-PI
YZPST 30PI60TK	600	30	1.9	1.50	0.42	E1-PI
YZPST 50PI60TK	600	50	1.9	3.00	0.39	E2-PI
YZPST 50FF60TE	600	50	1.7	2.30	0.50	G4-FF
YZPST 75FF60TE	600	75	1.7	5.90	0.38	G4-FF
YZPST 100FF60TE	600	100	1.7	9.00	0.30	G4-FF
YZPST 100FF60TE	600	100	1.7	9.00	0.30	G5-FF
YZPST 150FF60TE	650	150	1.7	14.30	0.24	G5-FF
YZPST 200FF60TE	650	200	1.7	19.50	0.19	G5-FF
YZPST 50FF60TK	600	50	1.9	3.10	0.62	G4-FF
YZPST 75FF60TK	600	75	1.9	4.52	0.50	G4-FF
YZPST 100FF60TK	600	100	1.9	7.00	0.38	G5-FF
YZPST 150FF60TK	600	150	1.9	11.60	0.28	G5-FF
YZPST 200FF60TK	600	200	1.9	16.50	0.24	G5-FF
YZPST 50PI60TE	600	50	1.7	2.70	0.93	G4-PI
YZPST 75PI60TE	600	75	1.7	6.00	0.60	G4-PI
YZPST 100PI60TE	600	100	1.7	13.60	0.45	G5-PI
YZPST 150PI60TE	600	150	1.7	25.00	0.36	G5-PI
YZPST 50PI60TK	600	50	1.9	3.15	0.55	G4-PI

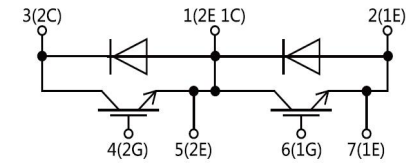


YZPST 50PI60TK	600	50	1.9	3.15	0.55	G5-PI	
YZPST 75PI60TK	600	75	1.9	4.50	0.40	G5-PI	
YZPST 100PI60TK	600	100	1.9	7.10	0.30	G5-PI	
YZPST 150ML60TE	600	150	1.7	14.00	0.21	E2	
YZPST 200ML65TE	650	200	1.7	19.00	0.16	G7	
YZPST 300ML65TE	650	300	1.7	32.50	0.11	G7	
YZPST 150ML65TK	650	150	1.9	11.50	0.14	E2	
YZPST 200ML65TK	650	200	1.9	16.40	0.12	G7	
YZPST 300ML65TK	650	300	1.9	25.00	0.10	G7	
YZPST 300MP65TE	650	300	1.7	32.6	0.146	G8	
YZPST 400MP65TE	650	400	1.7	38	0.12	G8	
YZPST 300MP65TE	650	500	1.7	32.6	0.146	G8	
YZPST 400MP65TE	650	600	1.7	38	0.12	G8	

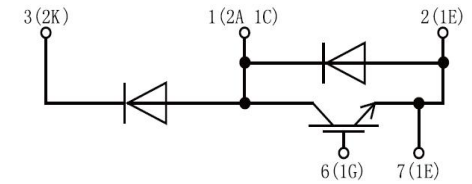
YZPST-IGBT list-63101

Type	V _{CES}	I _C	V _{CE(sat)}	E _(on+off)	R _{th(j-c)}	Package s	Circuit	
	T _c =25°C	T _c =80°C	T _j =25°C	T _j =125°C				
	(V)	(A)	(V)	(mJ)	(K/W)			
YZPST 50SG120TE	1200	50	1.9	12.50	0.3	F4		
YZPST 75SG120TE	1200	75	1.9	16.80	0.19	F4		
YZPST 300SG120TE	1200	300	1.9	36.00	0.12	G3		
YZPST 400SG120TE	1200	400	1.9	39.00	0.11	G3		
YZPST 600SG120TE	1200	600	1.9	64.80	0.08	G3		
YZPST 50SG120TK	1200	50	2.2	9.90	0.28	F4		
YZPST 75SG120TK	1200	75	2.2	12.90	0.16	F4		
YZPST 300SG120TK	1200	300	2.2	25.00	0.13	G3		
YZPST 400SG120TK	1200	400	2.2	30.00	0.10	G3		
YZPST 600SG120TK	1200	600	2.2	48.00	0.07	G3		
YZPST 50HF120S	1200	50	1.9	11.60	0.35	G1		
YZPST 75HF120S	1200	75	1.9	18.40	0.29	G1		
YZPST 100HF120S	1200	100	1.9	19.60	0.25	G1		
YZPST 150HF120S	1200	150	1.9	33.00	0.12	G2		
YZPST 200HF120S	1200	200	1.9	44.00	0.09	G2		
YZPST 300HF120S	1200	300	1.9	64.00	0.60	G2		
YZPST 50HF120TE	1200	50	1.9	12.50	0.28	G1		
YZPST 75HF120TE	1200	75	1.9	16.80	0.23	G1		
YZPST 100HF120TE	1200	100	1.9	18.40	0.19	G1		
YZPST 150HF120TE	1200	150	1.9	36.00	0.12	G2		
YZPST 200HF120TE	1200	200	1.9	39.00	0.11	G2		
YZPST 300HF120TE	1200	300	1.9	64.80	0.08	G2		

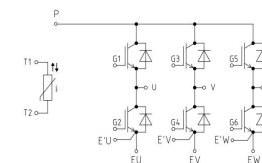
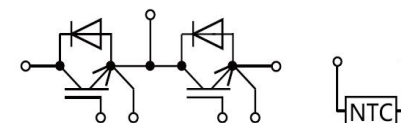
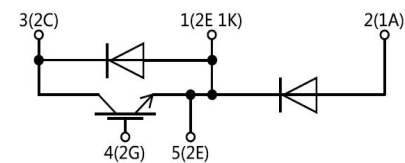
YZPST 400HF120TE	1200	400	1.9	85.00	0.51	G2
YZPST 50HF120TK	1200	50	2.2	9.90	0.29	G1
YZPST 75HF120TK	1200	75	2.2	12.90	0.23	G1
YZPST 100HF120TK	1200	100	2.2	13.60	0.20	G1
YZPST 150HF120TK	1200	150	2.2	25.00	0.13	G2
YZPST 200HF120TK	1200	200	2.2	30.00	0.10	G2
YZPST 300HF120TK	1200	300	2.2	48.00	0.07	G2
YZPST 400HF120TK	1200	400	2.2	64.00	0.05	G2
YZPST 40HF120NU	1200	40	3.1	8.10	0.38	M1
YZPST 50HF120NU	1200	50	3.1	8.60	0.35	G1
YZPST 75HF120NU	1200	75	3.1	9.20	0.30	G1
YZPST 100HF120NU	1200	100	3.1	12.70	0.25	G1
YZPST 150HF120NU	1200	150	3.1	19.00	0.12	G2
YZPST 200HF120NU	1200	200	3.1	30.00	0.09	G2
YZPST 300HF120NU	1200	300	3.1	51.00	0.06	G2
YZPST 50CU120S	1200	50	1.9	11.60	0.35	G1
YZPST 75CU120S	1200	75	1.9	18.40	0.29	G1
YZPST 100CU120S	1200	100	1.9	19.60	0.25	G1
YZPST 150CU120S	1200	150	1.9	33.00	0.12	G2
YZPST 200CU120S	1200	200	1.9	44.00	0.09	G2
YZPST 300CU120S	1200	300	1.9	64.00	0.60	G2
YZPST 50CU120TE	1200	50	1.9	12.50	0.28	G1
YZPST 75CU120TE	1200	75	1.9	16.80	0.23	G1
YZPST 100CU120TE	1200	100	1.9	18.40	0.19	G1
YZPST 150CU120TE	1200	150	1.9	36.00	0.12	G2
YZPST 200CU120TE	1200	200	1.9	39.00	0.11	G2
YZPST 300CU120TE	1200	300	1.9	64.80	0.08	G2

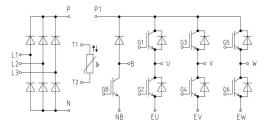
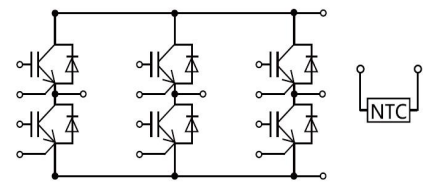
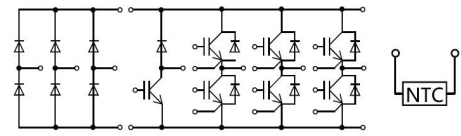


YZPST 400CU120TE	1200	400	1.9	85.00	0.51	G2
YZPST 50CU120TK	1200	50	2.2	9.90	0.29	G1
YZPST 75CU120TK	1200	75	2.2	12.90	0.23	G1
YZPST 100CU120TK	1200	100	2.2	13.60	0.20	G1
YZPST 150CU120TK	1200	150	2.2	25.00	0.13	G2
YZPST 200CU120TK	1200	200	2.2	30.00	0.10	G2
YZPST 300CU120TK	1200	300	2.2	48.00	0.07	G2
YZPST 400CU120TK	1200	400	2.2	64.00	0.05	G2
YZPST 40CU120NU	1200	40	3.1	8.10	0.38	M1
YZPST 50CU120NU	1200	50	3.1	8.60	0.35	G1
YZPST 75CU120NU	1200	75	3.1	9.20	0.30	G1
YZPST 100CU120NU	1200	100	3.1	12.70	0.25	G1
YZPST 150CU120NU	1200	150	3.1	19.00	0.12	G2
YZPST 200CU120NU	1200	200	3.1	30.00	0.09	G2
YZPST 300CU120NU	1200	300	3.1	51.00	0.06	G2
YZPST 50CU120S	1200	50	1.9	11.60	0.35	G1
YZPST 75CU120S	1200	75	1.9	18.40	0.29	G1
YZPST 100CU120S	1200	100	1.9	19.60	0.25	G1
YZPST 150CU120S	1200	150	1.9	33.00	0.12	G2
YZPST 200CU120S	1200	200	1.9	44.00	0.09	G2
YZPST 300CU120S	1200	300	1.9	64.00	0.60	G2
YZPST 50CU120TE	1200	50	1.9	12.50	0.28	G1
YZPST 75CU120TE	1200	75	1.9	16.80	0.23	G1
YZPST 100CU120TE	1200	100	1.9	18.40	0.19	G1
YZPST 150CU120TE	1200	150	1.9	36.00	0.12	G2
YZPST 200CU120TE	1200	200	1.9	39.00	0.11	G2
YZPST 300CU120TE	1200	300	1.9	64.80	0.08	G2

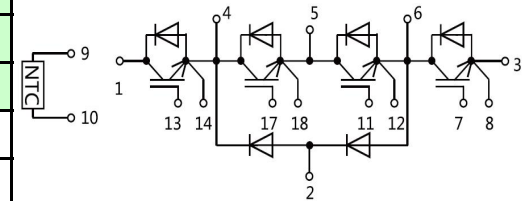


YZPST 400CU120TE	1200	400	1.9	85.00	0.51	G2
YZPST 50CU120TK	1200	50	2.2	9.90	0.29	G1
YZPST 75CU120TK	1200	75	2.2	12.90	0.23	G1
YZPST 100CU120TK	1200	100	2.2	13.60	0.20	G1
YZPST 150CU120TK	1200	150	2.2	25.00	0.13	G2
YZPST 200CU120TK	1200	200	2.2	30.00	0.10	G2
YZPST 300CU120TK	1200	300	2.2	48.00	0.07	G2
YZPST 400CU120TK	1200	400	2.2	64.00	0.05	G2
YZPST 40CU120NU	1200	40	3.1	8.10	0.38	M1
YZPST 50CU120NU	1200	50	3.1	8.60	0.35	G1
YZPST 75CU120NU	1200	75	3.1	9.20	0.30	G1
YZPST 100CU120NU	1200	100	3.1	12.70	0.25	G1
YZPST 150CU120NU	1200	150	3.1	19.00	0.12	G2
YZPST 200CU120NU	1200	200	3.1	30.00	0.09	G2
YZPST 300CU120NU	1200	300	3.1	51.00	0.06	G2
YZPST 300HF120S	1200	300	1.9	64.00	0.05	G8
YZPST 450HF120S	1200	450	1.9	96.00	0.04	G8
YZPST 300HF120TE	1200	300	1.9	48.00	0.06	G8
YZPST 450HF120TE	1200	450	1.9	98.00	0.05	G8
YZPST 600HF120TE	1200	600	1.9	142.00	0.03	G8
YZPST 300HF120TK	1200	300	2.2	45.00	0.06	G8
YZPST 450HF120TK	1200	450	2.2	92.00	0.05	G8
YZPST 600HF120TK	1200	600	2.2	136.00	0.03	G8
YZPST 25FF120TK	1200	25	2.2	5.46	0.72	E1-FF
YZPST 35FF120TK	1200	35	2.2	7.90	0.45	E1-FF
YZPST 50FF120TK	1200	50	2.2	11.60	0.36	E2-FF
YZPST 75FF120TK	1200	75	2.2	18.40	0.28	E2-FF

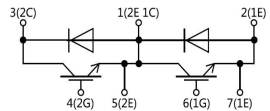
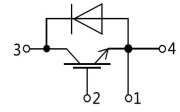







YZPST 15PI60TK	1200	15	2.2	2.95	0.85	E1-PI	
YZPST 25PI60TK	1200	25	2.2	5.46	0.72	E2-PI	
YZPST 30PI60TK	1200	30	2.2	7.90	0.45	E2-PI	
YZPST 75FF120TE	1200	75	1.9	12.80	0.29	G5-FF	
YZPST 100FF120TE	1200	100	1.9	13.60	0.23	G5-FF	
YZPST 150FF120TE	1200	150	1.9	24.60	0.18	G5-FF	
YZPST 25FF120TK	1200	25	2.2	5.46	0.60	G4-FF	
YZPST 35FF120TK	1200	35	2.2	7.80	0.45	G4-FF	
YZPST 50FF120TK	1200	50	2.2	11.50	0.35	G4-FF	
YZPST 75FF120TK	1200	75	2.2	18.40	0.25	G5-FF	
YZPST 100FF120TK	1200	100	2.2	19.60	0.18	G5-FF	
YZPST 50PI120TE	1200	50	1.9	10.00	0.42	G5-PI	
YZPST 75PI120TE	1200	75	1.9	13.00	0.29	G5-PI	
YZPST 100PI120TE	1200	100	1.9	13.60	0.22	G5-PI	
YZPST 15PI120TK	1200	15	2.2	3.00	0.80	G4-PI	
YZPST 25PI120TK	1200	25	2.2	5.50	0.60	G4-PI	
YZPST 40PI120TK	1200	40	2.2	8.40	0.42	G4-PI	
YZPST 50PI120TK	1200	50	2.2	11.50	0.35	G5-PI	
YZPST 75PI120TK	1200	75	2.2	18.50	0.25	G5-PI	
YZPST 150CH120S	1200	150	1.9	28.5	0.11	G7	
YZPST 200CH120S	1200	200	1.9	32	0.08	G7	
YZPST 150CH120TE	1200	150	1.9	29	0.12	G7	
YZPST 200CH120TE	1200	200	1.9	32.8	0.09	G7	
YZPST 300CH120TE	1200	300	1.9	66	0.07	G7	
YZPST 300CH120TE	1200	300	1.9	66	0.06	G8	
YZPST 400CH120TE	1200	400	1.9	98	0.05	G8	
YZPST 450CH120TE	1200	450	1.9	93	0.04	A1	













YZPST 600CH120TE	1200	600	1.9	138	0.03	A1
YZPST 150TL120TE	1200	150	1.9	25.00	0.13	G7
YZPST 200TL120TE	1200	200	1.9	30.00	0.10	G7
YZPST 300TL120TE	1200	300	1.9	48.00	0.07	G7
YZPST 150TL120TK	1200	150	2.2	33.00	0.12	G7
YZPST 200TL120TK	1200	200	2.2	44.00	0.09	G7
YZPST 300TL120TK	1200	300	2.2	64.00	0.07	G7

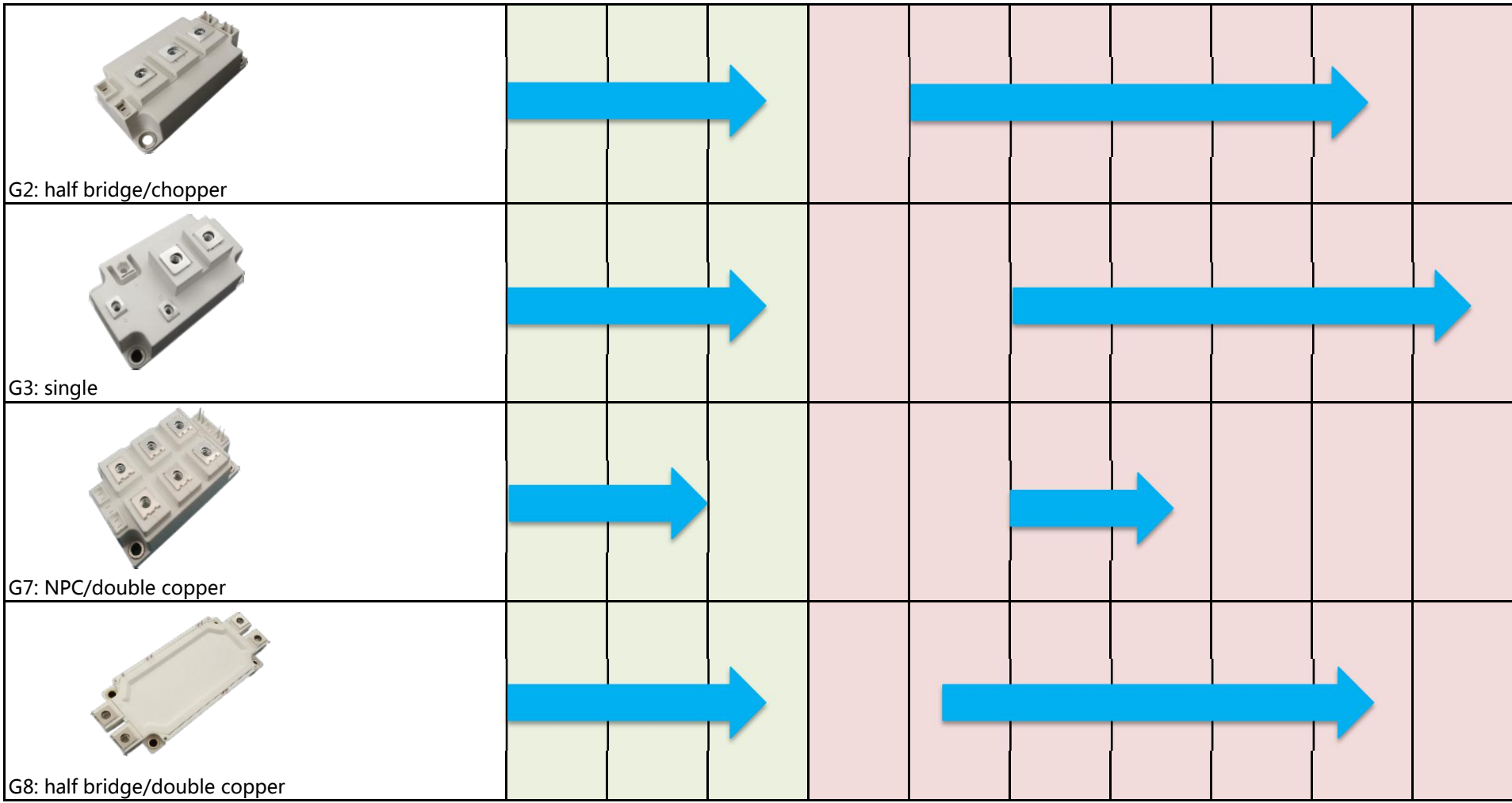


YZPST-IGBT list-63101

Type	VCES	IC	VCE(sat)	E(on+off)	Rth(J-C)	Packages	Circuit
	Tc=25°C	Tc=80°C	Tj=25°C	Tj=125°C			
	(V)	(A)	(V)	(mJ)	(K/W)		
YZPST 50HF170S	1700	50	2.3	40.5	0.23	G1	
YZPST 75HF170S	1700	75	2.3	59	0.18	G1	
YZPST 100HF170S	1700	100	2.3	80	0.13	G1	
YZPST 150HF170S	1700	50	2.3	116	0.08	G2	
YZPST 200HF170S	1700	75	2.3	155	0.05	G2	
YZPST 300HF170S	1700	100	2.3	220	0.045	G2	
YZPST 200SG170S	1700	200	2.3	155	0.08	G3	
YZPST 300SG170S	1700	300	2.3	225	0.06	G3	
YZPST 400SG170S	1700	400	2.3	205	0.06	G3	
YZPST 600SG170S	1700	600	2.3	245	0.04	G3	
YZPST 150HF170S	1700	150	2.3	110	0.085	G8	
YZPST 225HF171S	1700	225	2.3	161	0.075	G8	
YZPST 300HF172S	1700	300	2.3	221	0.045	G8	
YZPST 450HF173S	1700	450	2.3	310	0.042	G8	

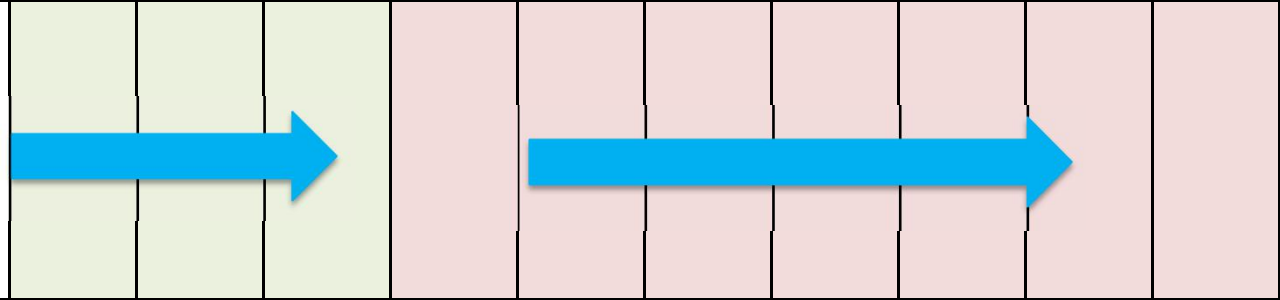
Package Type	V _{CES} (V)			I _c (A)							
	650	1200	1700	15	25	50	75	100	150	200	
 E1 : full bridge/3 phase bridge/PIM/NPC	→			→							
 E2 : 3 phase bridge/PIM/NPC	→			→							
 G4 : full bridge/3 phase bridge/PIM	→					→					
 G5 : full bridge/3 phase bridge/PIM	→						→				





 G6 : full bridge/H bridge/3 phase bridge										
Package Type	VCES (V)			IC (A)						
	650	1200	1700	50	100	200	300	400	600	900
 F4 : single										
 M1: half bridge/chopper										
 G1: half bridge/chopper										





A1: 3 phase bridge/double copper



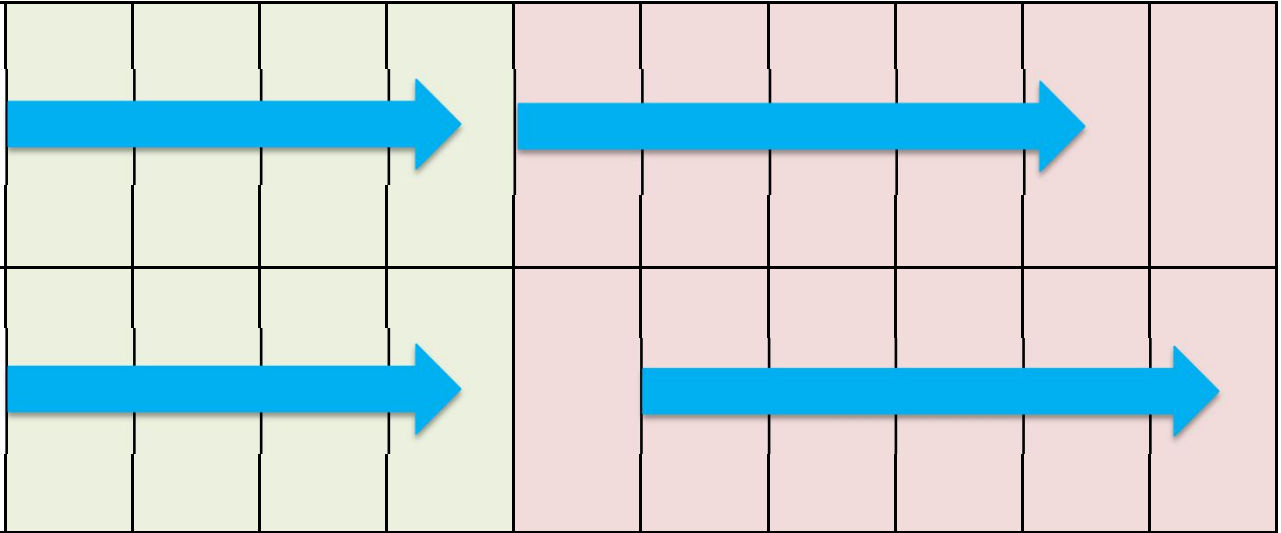
Package Type	V _{RRM} (V)				I _F (A)					
	400	600	1200	1700	100	200	300	300	400	600
 F1: DK (Non-insulation)	→				→					
 F2: DK (Non-insulation)	→				→					
 F3: DK / DA	→				→					
 F4 : single	→				→					






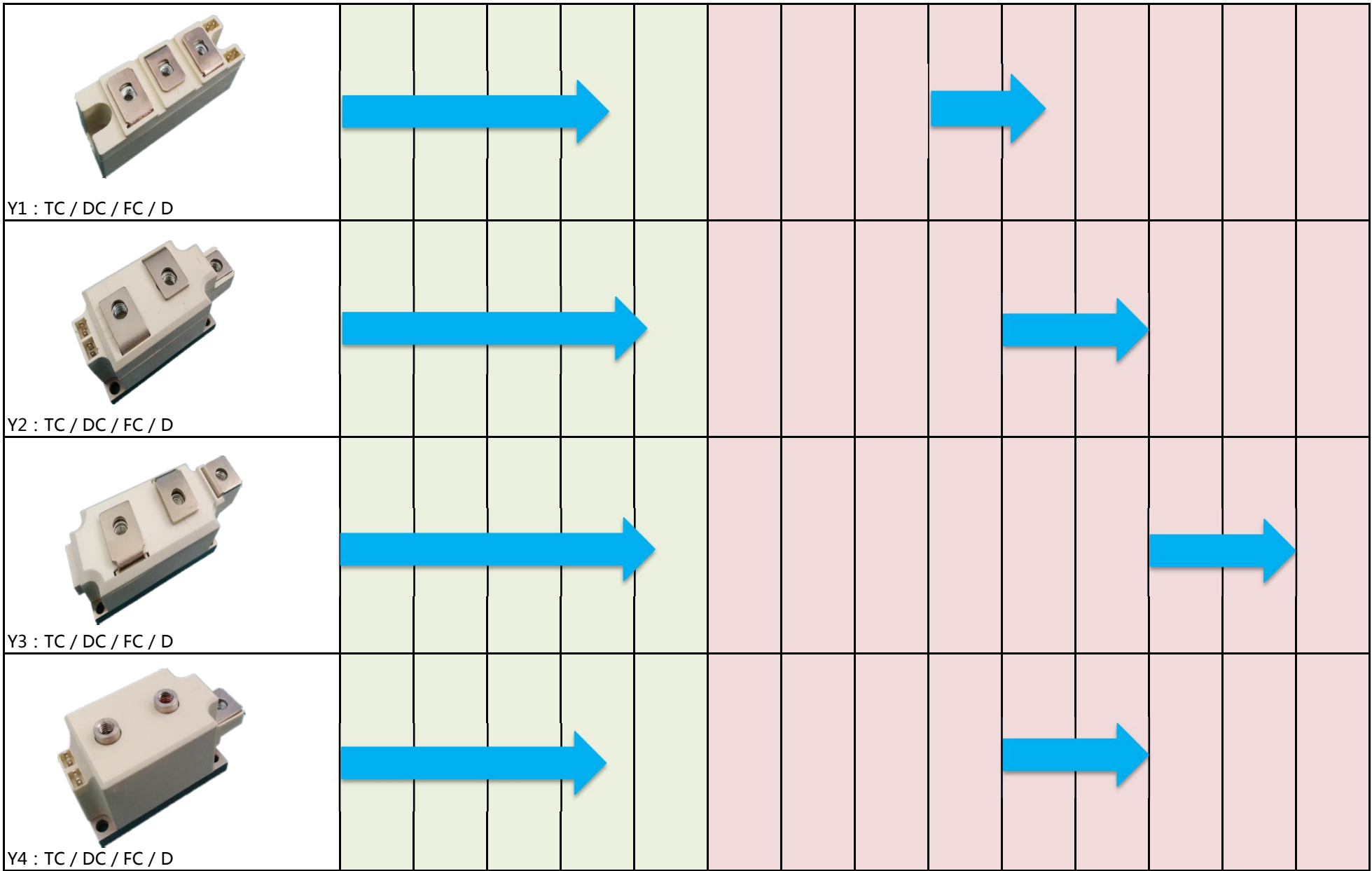
G1: half bridge/chopper

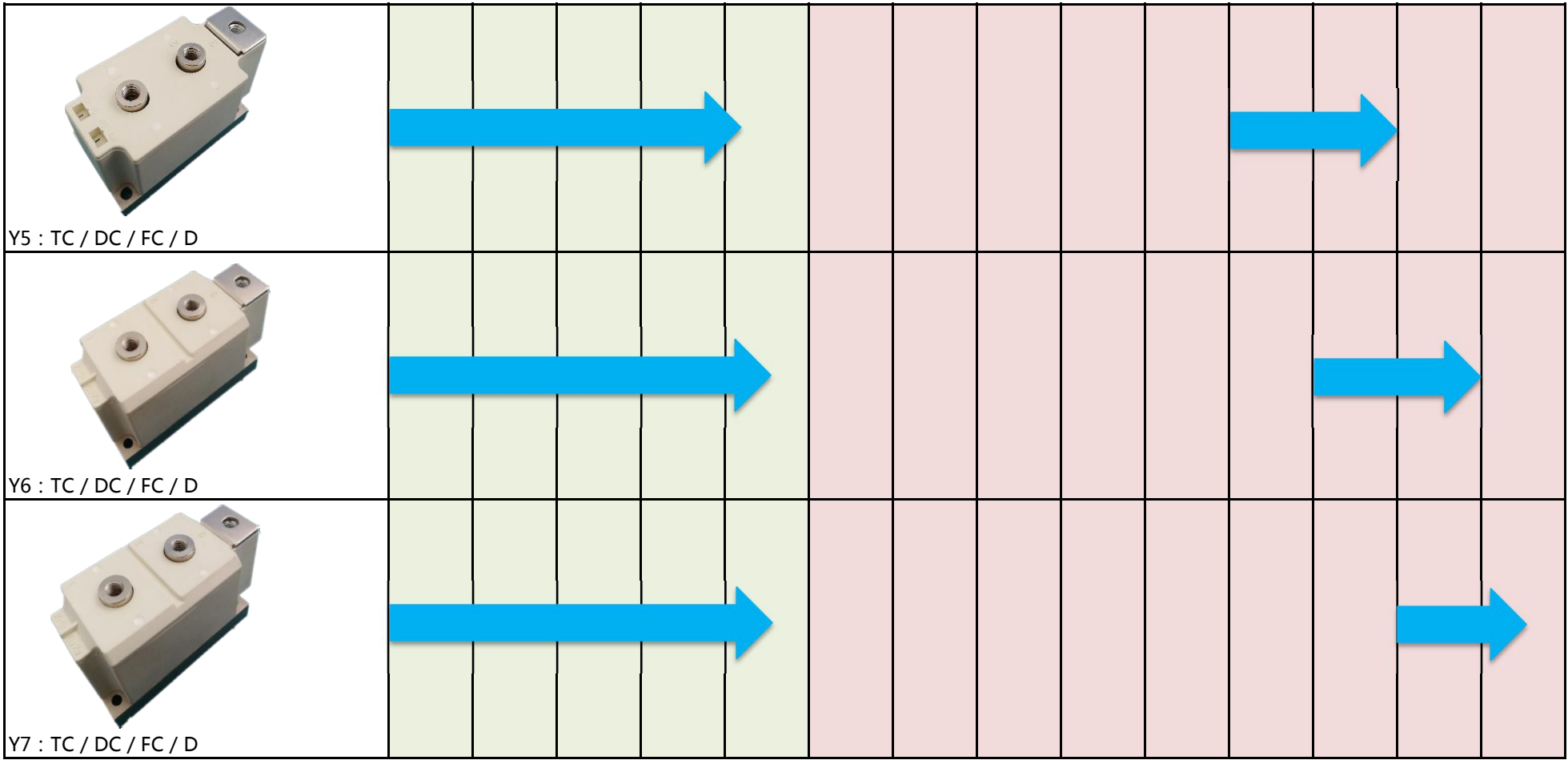





G2: half bridge/chopper

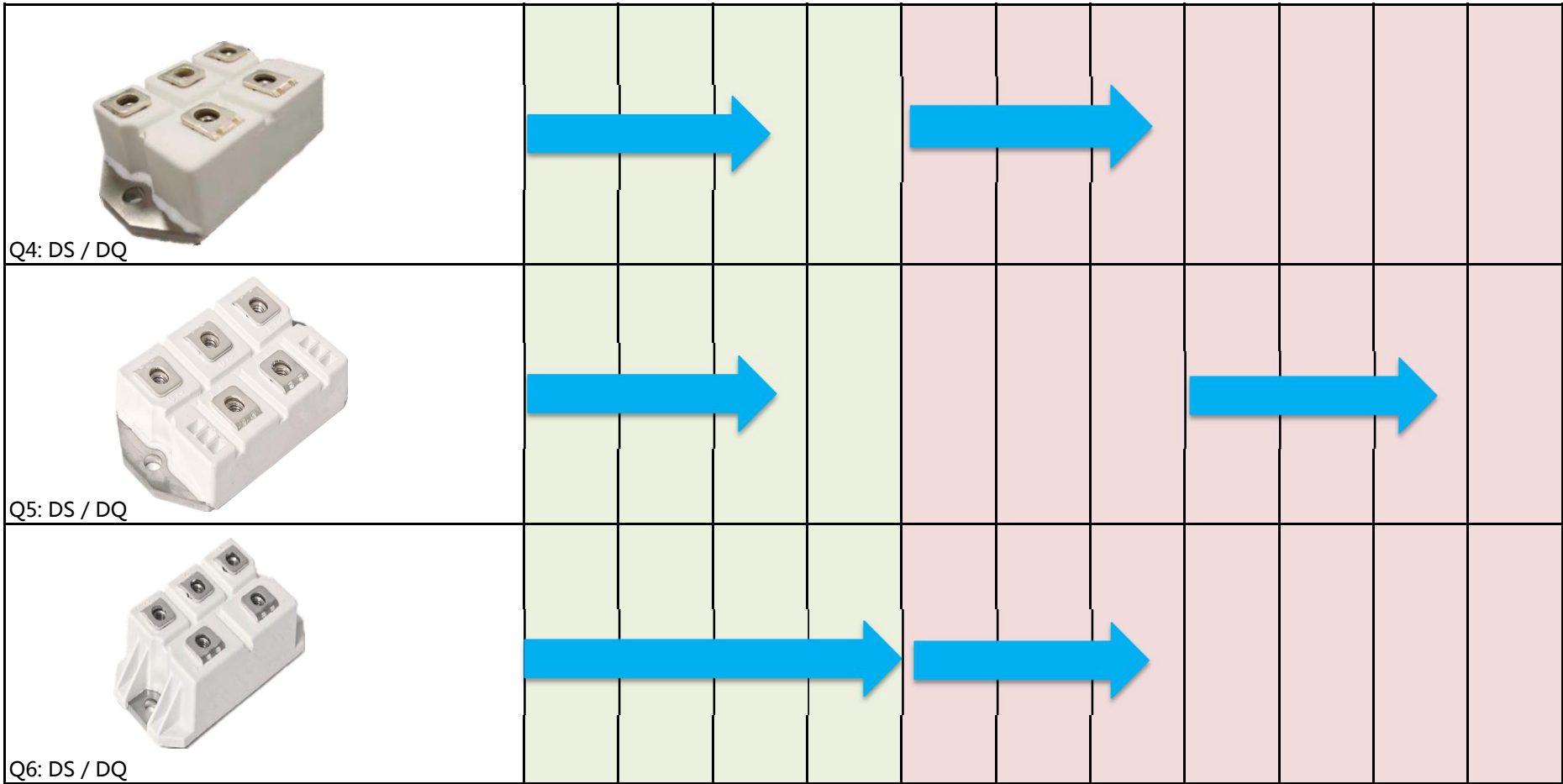


Package Type	V_{RRM} (V)					I_F / I_T (A)									
	1200	1600	1800	2200	≥ 3000	50	90	110	180	200	300	400	500	600	
 M1: TC / DC / FC / D	→					→									
 M2: TC / FC	→					→									
 M3: TC / DC / FC / D	→					→									





Package Type	V_{RRM} (V)				I_D (A)						
	1200	1600	1800	2000	50	80	100	150	200	250	300
 <p>Q1: DS / DQ</p>	→				→						
 <p>Q2: DS / DQ</p>	→				→						
 <p>Q3: DS / DQ</p>	→				→						



YZPST SOT227 package devices list (instead of IXYS)

Package	YZPST Type	Ixys Type
SOT-227	YZPST-MO74-16	MMO74-16io6
SOT-227	YZPST-CO100-16	MCO100-16io1
SOT-227	YZPST-F2X61-06A	DSEI2X61-06A
SOT-227	YZPST-F2X60-06A	DSEI2X60-06A
SOT-227	YZPST-F2X61-12A	DSEI2X61-12A
SOT-227	YZPST-F2X60-12A	DSEI2X60-12A
SOT-227	YZPST-F2x101-06A	DSEI2X101-06A
SOT-227	YZPST-F2X100-06A	DSEI2X100-06A
SOT-227	YZPST-F2X100-12A	DSEI2X100-12A
SOT-227	YZPST-F2X101-121A	DESI2X101-12A
SOT-227	YZPST-MS200N20	IXFN200N20P
SOT-227	YZPST-MS45N90	IXFN45N90P
SOT-227	YZPST-MS38N100	IXFN38N100P
SOT-227	YZPST-MS64N50	IXFN64N50P
SOT-227	YZPST-MS76N60	IXFN76N60

YZPST®





YANGZHOU POSITIONING TECH. CO., LTD

Triac and SCR product model information

Name	Product number	IT (rms) V	RRM/DRM (V)	VGT(V)	IGT(mA/uA)	Package Form
Triac	BTA04	4A	600	1.3-1.5	1--30	TO-220
Triac	BTA06	6A	600-800	1.3-1.5	1--30	TO-220
Triac	BTA08	8A	600-800	1.3-1.5	1--30	TO-220
Triac	BTA10	10A	600-800	1.3-1.5	1--30	TO-220
Triac	BTA12	12A	600-800	1.3-1.5	1--30	TO-220
Triac	BTA16	16A	600-800	1.3-1.5	1--30	TO-220
Triac	BTA20	20A	600-800	1.3-1.5	1--30	TO-220
Triac	BTA24	24A	600-800	1.3-1.5	1--30	TO-220
Triac	BTA26	26A	600-800	1.3-1.5	10-35	TO-3P
Triac	BTA41	41A	800-1600	1.3-1.5	10-35	TO-3P
Triac	BTA60	60A	800-1600	1.3-1.5	10-35	TO-3P
Triac	97A6	0.8A	400	1	1--30	TO-92/SOT-23-3L
Triac	97A8	0.8A	600	1	10-90	TO-92/SOT-23-3L
Triac	Z0409	4A	600	1.3-1.5	1--30	TO-202
Triac	Z0607	4A	600	1.3-1.5	1--30	TO-126/TO-202
Triac	BT131	1A	400-600	1	1--30	TO-92
Triac	BT134	2A	600	1.3-1.5	1--30	TO-126
Triac	BTB04/BT136	4A	600	1.3-1.5	1--30	TO-220
Triac	BTB06	6A	600-800	1.3-1.5	1--30	TO-220
Triac	BTB08/BT137	8A	600-800	1.3-1.5	1--30	TO-220/TO-252
Triac	BTB10	10A	600-800	1.3-1.5	1--30	TO-220
Triac	BTB12/BT138	12A	600-800	1.3-1.5	1--30	TO-220/TO-252
Triac	BTB16/BT139	16A	600-800	1.3-1.5	1--30	TO-220
Triac	BTB20	20A	600-800	1.3-1.5	1--30	TO-220
Triac	BTB24	24A	600-800	1.3-1.5	1--30	TO-220
Triac	BTB26	26A	600-800	1.3-1.5	10-35	TO-3P
Triac	BTB40	40A	800-1600	1.3-1.5	10-35	TO-3P
Triac	BTB60	60A	800-1600	1.3-1.5	10-35	TO-3P
SCR	BCA04	4A	600	1.3-1.5	1--30	TO-220
SCR	BCA06	6A	600-800	1.3-1.5	1--30	TO-220
SCR	BCA08	8A	600-800	1.3-1.5	1--30	TO-220
SCR	BCA10	10A	600-800	1.3-1.5	1--30	TO-220
SCR	BCA12	12A	600-800	1.3-1.5	1--30	TO-220
SCR	BCA16	16A	600-800	1.3-1.5	1--30	TO-220
SCR	BCA20	20A	600-800	1.3-1.5	1--30	TO-220
SCR	BCA24	24A	600-800	1.3-1.5	1--30	TO-220
SCR	BCA26	26A	600-800	1.3-1.5	10-35	TO-3P
SCR	BCA40	40A	800-1600	1.3-1.5	10-35	TO-3P
SCR	BCA60	60A	800-1600	1.3-1.5	10-35	TO-3P
SCR	BCB04	4A	600	1.3-1.5	1--30	TO-220
SCR	BCB06	6A	600-800	1.3-1.5	1--30	TO-220
SCR	BCB08	8A	600-800	1.3-1.5	1--30	TO-220
SCR	BCB10	10A	600-800	1.3-1.5	1--30	TO-220
SCR	BCB08/BT151	8A	600-800	1.3-1.5	1--30	TO-220/TO-252
SCR	BCB12/BT152	12A	600-800	1.3-1.5	1--30	TO-220
SCR	BCB20	20A	600-800	1.3-1.5	1--30	TO-220
SCR	BCB24	24A	600-800	1.3-1.5	1--30	TO-220
SCR	BCB26	26A	600-800	1.3-1.5	10-35	TO-3P
SCR	BCB40	40A	800-1600	1.3-1.5	10-35	TO-3P
SCR	BCB60	60A	800-1600	1.3-1.5	10-35	TO-3P
SCR	TYN612	12A	600	1.3-1.5	1--30	TO-220
SCR	TYN812	12A	800	1.3-1.5	1--30	TO-220
SCR	TYN816	16A	800	1.3-1.5	1--30	TO-220
SCR	TYN1225	25A	1200	1.3-1.5	10-35	TO-220
SCR	TYN1665	65A	1600	1.3-1.5	10-35	TO-3P
SCR	100-6	0.8A	400	1	10-90UA	TO-92/SOT-89/SOT-23-3L
SCR	100-8	0.8A	600	1	10-90UA	TO-92/SOT-89/SOT-23-3L
SCR	BT169	1A	600	1	10-90UA	TO-92
SCR	2P4M	4A	600	1	10-90	TO-126
SCR	X0405	4A	600	1.3-1.5	1--30	TO-202/252



YANGZHOU POSITIONING TECH. CO., LTD

MOSFET product model information

MPN (Type)	Package	Type	VDS (V)	Vgs (V)	Ids (A)	Pd (W)	Vgs(th) max (V)	Rds(on) mΩ(typ) @Vgs=			Qg (nC) (4.5)	Qgs (nC)	Qgd (nC)
								10V	4.5V	2.5V			
2301	SOT23	P	-20V	±12	-3A	1W	-1V		64mΩ	89mΩ	3.3	0.7	1.3
2302	SOT23	N	20V	±10	2.9A	1W	1.2V		30mΩ	37mΩ	4	0.65	1.2
2305	SOT23	P	-20V	±12	-4.8A	1.7W	-1V		45mΩ	60mΩ	7.8	1.2	1.6
3400	SOT23	N	30V	±12	5.8A	1.4W	1.4V	28mΩ	31mΩ	45mΩ	9.5	1.5	3
3401	SOT23	P	-30V	±20	-4.2A	1.2W	-1.3V	50mΩ	64mΩ	95mΩ	9.5	2	3
10N03	SOP8	N	30V	±20	10A	2.5W	3V	7.5mΩ			13	5.5	3.5
20N03	TO-252	N	30V	±20	20A	60W	3V	28mΩ			15	2.9	3.2
30P03	SOP8	P	30V	±20	-30A	60W	3V						
50N03	TO-252	N	30V	±20	50A	60W	3V	5.9mΩ			23	7	4.5
60N03	TO-252	N	30V	±20	60A	46.3W	1.8 V	3.3mΩ			20	6	2
80N03	TO-252	N	30V	±20	80A	83W		4.8mΩ			51	14	11
100N03	TO-252	N	30V	±20	100A	110W	3V	4mΩ			100	25	45
60N04	TO-252	N	40V	±20	60A	65W	1.9V	8.5mΩ	12.5mΩ		29	4.5	6.4
4606	SOP-8	N+P											
3N06	SOT-223	N	60V	±20	3A	1.7W	1.4V	105mΩ (MAX)	125mΩ (MAX)		6	1	1.3
15P06	TO-252	P											
20N06	TO-252	N	60V	±20	20A	40W	3V	37mΩ			12	4.1	4.5
25P06	TO-252	P	-60V	±20	-25A	90W	-3.5V	45mΩ			46	9.5	10.5
30N06	TO-220/F	N	60V	±20	30A	120W	4V	19mΩ			34	9.6	10.5
50N06	TO-252	N	60V	±20	50A	120W	4V	19mΩ			34	9.6	10.5
110N06	TO-220/F	N	60V	±20	110A	120W	2V	5.2mΩ			113	14	54
G1002	TO-92	N	100V	±20	2A	1.1W	2.5V	185mΩ			5.2	0.75	1.4
5N10	SOT223	N	100V	±20	5A	3W	3V	135mΩ			16	3.2	4.7
14N10	TO-252	N	100V	±20	14A	28W	2.6V	85mΩ			11	1.9	2.8
30N10	SOP8	N	100V	±20	30A	85W	2.5V	24mΩ			39	8	12
11N10	TO-252	N	100V	±20	11A	28W	2.6V	85mΩ			11	1.9	2.8
12P10	TO-252	P	-100V	±20	-12A	40W	-3V	170mΩ			25	5	7
5N20	TO-252	N	200V	±20	5A	30W	2.5V	520mΩ			12	2.5	3.8
2N60	TO-252/251	N	600V	±30	2A	45W	4V	5Ω			9	1.6	4.3
2N60	TO-	N	600V	±30	2A	45W	4V	5Ω			9	1.6	4.3
2N65	TO-252	N	650V	±30	2A	45W	4V	5Ω			9	1.6	4.3
4N60	TO-	N	600V	±30	4A	100W	4V	3Ω			5	2.7	2
4N60	TO-252	N	600V	±30	4A	33W	4V	3Ω			5	2.7	2
5N60	TO-220	N	600V	±30	5A	100W	4V	2.5Ω			16	3	7.2
6N65	TO-	N	650V	±30	6A	140W	4V	1.8Ω			29	7	14.5
8N60	TO-	N	600V	±30	8A	140W	4V	1.0Ω			45	6.8	18
12N65	TO-	N	650V	±30	12A		4V	0.8Ω			42	8.6	21
IRF640	TO-	N	200V	±30	18A	43W	4V	0.14Ω			40	6	22
IRF740	TO-	N	400V	±30	10.5A	45.5W	4V	0.43Ω			30	4	15
IRF840	TO-	N	500V	±30	9A	45.5W	4V	0.65Ω			30	4	15



YANGZHOU POSITIONING TECH. CO., LTD

Schottky regulator, fast recovery diode product model information

Type	PD (W)	IO (A)	VR (V)	VF (V)
MBR10100	2	10	100	0.85
MBR10150	2	10	150	0.9
MBR10200	2	10	200	0.9
MBR20100	2	20	100	0.83
MBR20200PT	2	20	200	0.9
MBR30100PT	2	30	100	0.85
MBR40100PT	2	40	100	0.85
MBR2045	2	20	45	0.7
MBR2045	2	20	45	0.7
MBR3045	2	30	45	0.7
MBR30100CT	2	30	100	0.85
MUR1060		10	600	1.2
MUR2060		20	600	1.2
MUR3060		30	600	1.2
MUR6060		60	600	1.2



YANGZHOU POSITIONING TECH. CO., LTD

Three-terminal regulator product model information

Type	PD(W)	IO(A)	VO(V)	VIROC(V)	Package
L7805CV	15	1.5	4.8~5.2	7-25	T0-220/F
L7806CV	15	1.5	5.75~6.25	8-25	T0-220/F
L7808CV	15	1.5	7.7~8.3	10.5-25	T0-220/F
L7809CV	15	1.5	8.65~9.35	11.5-27	T0-220/F
L7810CV	15	1.5	9.5~10.5	12.5-28	T0-220/F
L7812CV	15	1.5	11.5~12.5	14.5-30	T0-220/F
L7815CV	15	1.5	14.4~15.6	17.5-30	T0-220/F
L7818CV	15	1.5	17.3~18.7	20.5-33	T0-220/F
L7824CV	15	1.5	23.5~24.5	26.5-35	T0-220/F
L7905CV	15	1.5	-4.8~-5.2	-7~-25	T0-220/F
L7906CV	15	1.5	-5.75~-6.25	-8~-25	T0-220/F
L7908CV	15	1.5	-7.7~-8.3	-10.5~-25	T0-220/F
L7909CV	15	1.5	-8.65~-9.35	-11.5~-26	T0-220/F
L7910CV	15	1.5	-9.5~-10.5	-12.5~-28	T0-220/F
L7912CV	15	1.5	-11.5~-12.5	-14.5~-30	T0-220/F
L7915CV	15	1.5	-14.4~-15.6	-17.5~-30	T0-220/F
L7918CV	15	1.5	-17.3~-18.7	-20.5~-33	T0-220/F
L7924CV	15	1.5	-23.5~-24.5	-26.5~-35	T0-220/F
LM317	2	15	1.2~37	3~40	T0-220/F

Schottky T0-277 high power T0-220F plastic packaging		SS110F 28mil	28
SB1045L 88 / 98MIL voltage drop is about 0.5V	88/98	SS24F 40mil	40
SB1045L 102MIL voltage drop is about 0.43V	102	SS210F 40mil	40
SB1045L 112MIL	112	SS34F 45mil	45
10U45 Taiwan groove chip 65MIL low positive	65	SS32F/SS34F 50mil	50
10U45 70MIL domestic	70	SS54F 55MIL	55
SB1060 T0277	88	SS510F 60mil	60
SB10100 T0277	88	SS12	28
SB1545L T0277 118MIL	118	SS14	28
TVS series products, SMD parts		SS16	28
P4KEseries (Such as P4KE100A) within 240V	52	SS18-SS110	28
P6KEseries (Such as P6KE200A) within 240V	52	SS24Flat 35MIL	35
1.5KE 0J pickling D027 within 240V	90	SS34Flat 40/45MIL	40/45
1.5KE GPP frame D027 within 240V	145	SS25-SS26 40MIL	40
SMAJ5.0A(CA)-SMAJ240A(CA) SMA	60	SS28-SS210	40
SMBJ5.0A(CA)-SMBJ240A(CA) SMB	60/72	SS35-SS36 40MIL	40
SMCJ5.0A(CA)-SMCJ240A(CA) SMC	90/110	SS35-SS36 45MIL	45
3KP/5KP series 0J	140	SS38-SS310 50MIL	50
SOD-123FL SMD (rectifier, fast, high frequency, ultra fast, Schottky)		S315-SS320 50MIL	50
A1-A7	42/46	SMA frame patch (rectifier, fast, high frequency, ultra fast, Schottky)	
F7		55	SS54 55MIL
F1-F6	SS56 55MIL		
S1M 46MIL	SS510 55MIL		
F1M 46MIL	46	SS515-SS520 55MIL	60
E1A-E1J	42	SS54-SS56 60MIL	
U1A-U1M	42	SS510 60MIL	
1N5819W/K14	28	SS515-SS520 60MIL	
K2/K6	28/28	MINI Rectifier Bridge Stack Schottky Bridge Stack	
K110	28	DB107	50
(K24) 40MIL	40	DB107S disk	
(K26) 40MIL			DB157
(K210) 40MIL	40	DB157S	
(K220) 40MIL	50	MB6S 42	42
(K34) 50MIL	50	MB8S 42	
(K36) 50MIL	50	MB10S 42	46
(K310) 50MIL	50	MB6S 46	
K54 55MIL	55	MB8S 46	
SAMF patch (rectification, fast, high frequency, ultra fast, Schottky)		MB10S 46	
M7F 42/46MIL	42/46	MB6F 42MIL	42
RS1AF-RS1MF	40/46	MB10F 42MIL	
US1AF-US1MF	40/46	MB6F 46MIL	46
ES1AF-ES1JF	40/46	MB10F 46MIL	
S2MF	50/60	MB6S-MB10S 50MIL	50
RS2AF-RS2MF	50/60	MB6F-MB10F 50MIL	
US2AF-US2MF	50/60	TB10S 50MIL	
ES2AF-ES2JF	50/60	ABS6-ABS10 50MIL	60
S3MF	80	ABS22-ABS210 60MIL	
SS14F 28mil	28	MB6M 46mil	46
SS16F 28mil	28	MB10M 46mil	46



YZPST is specialized in the production of power electronic devices, including 0.6A-160A SCR and 0.6A-50A Triac.

TVS 5.0 V-510V series products.

TSS P0080-P3500 series of common capacitors and low capacitors.

Product quality assurance, passed ISO9001-2008 quality system certification, meet quality safety certification, meet ROHS environmental testing.

The company has a chip production line and finished devices assembly line.

The company is stable in quality, reliable in performance, reasonable in price, rapid delivery, considerate service for the business philosophy.

THANK YOU FOR YOUR TIME !

Yangzhou Positioning Tech. Co., Ltd

Add:Room303 Weiheng Building ,No.184 Wangyue Rd, Yangzhou,
Jiangsu ,P.R.C 225000

Tel: +86-514-8778 2298, 8778 2296

FAX:+86-514-8778 2297, 8736 7519

E-mail: pst@pst888.com; info@yzpst.com;

SKYPE ID : yzforever0313

www.pst888.com